

VILLAGE OF ANTIOCH

11-12-20

*AN ORDINANCE FOR SPECIAL SERVICE AREA NUMBER TWO APPROVING
ADMINISTRATIVE REPORT AND AMENDED SPECIAL TAX ROLL FOR LEVY YEAR 2011
AND ABATING SPECIAL SERVICE AREA TAXES*

ADOPTED BY THE PRESIDENT AND BOARD OF TRUSTEES

OF THE

VILLAGE OF ANTIOCH, ILLINOIS

ON

December 5, 2011

Published in pamphlet form by authority of the Village Board
of the Village of Antioch, Lake County, Illinois,
this 9th day of December, 2011

LAWRENCE M. HANSON

President

DENNIS B. CROSBY

Trustee

CANDI L. ROWE

Clerk

MARY C. DOMINIAK

Trustee

JAY JOZWIAK

Trustee

SCOTT A. PIERCE

Trustee

ROBERT J. LONG

Attorney

TED P. POULOS

Trustee

GEORGE C. SAKAS

Trustee

ORDINANCE NO. 11-12-20

**ORDINANCE FOR VILLAGE OF ANTIOCH, ILLINOIS
SPECIAL SERVICE AREA NUMBER TWO APPROVING ADMINISTRATIVE
REPORT AND AMENDED SPECIAL TAX ROLL FOR LEVY YEAR 2011 AND
ABATING SPECIAL SERVICE AREA TAXES**

BE IT ORDAINED BY THE PRESIDENT AND BOARD OF TRUSTEES OF THE VILLAGE OF ANTIOCH, LAKE COUNTY, ILLINOIS, AS FOLLOWS:

Section 1. It is found and declared by the President and Board of Trustees of the Village of Antioch, Lake County, Illinois (the "Village"), as follows:

(a) The President and Board of Trustees of the Village adopted Ordinance No. 03-05-20 on May 5, 2003, as supplemented by a Determination dated May 29, 2003 (the "Clublands Bond Ordinance") which: (i) provided for the issuance of \$13,850,000 of Special Service Area Number Two Special Tax Bonds, Series 2003 (Clublands Project) (the "SSA No. 2 Bonds") of the Village of Antioch for the purpose of paying the costs of certain improvements benefiting the Village's Special Service Area Number Two (the "Special Service Area"); and (ii) provided for the levy of Special Taxes upon all taxable property within the Special Service Area sufficient to pay the principal of the SSA No. 2 Bonds for each year at maturity or mandatory sinking fund redemption dates and to pay interest and Administrative Expenses of the Special Service Area for each such year and to fund any required reserve funds. The Clublands Bond Ordinance also directs the Village to calculate or to cause the Consultant approved by the Village to calculate the Special Tax Requirement; to amend the Special Tax Roll; to adopt an ordinance approving the amount of the current calendar year's Special Tax Requirement (as defined in the Clublands Bond

Ordinance) and abate the taxes levied pursuant to the Clublands Bond Ordinance to the extent the taxes levied exceed the Special Tax Requirement as calculated pursuant to the Village of Antioch Special Service Area Number Two (Clublands) Special Tax Roll and Report dated April 29, 2003 (the "Special Tax Report") prepared by David Taussig & Associates, Inc. (the "Consultant").

(b) Pursuant to the Special Tax Report, the Consultant of the Village has prepared a report for Levy Year 2011 dated November 30, 2011 (the "Administrative Report") which includes as Exhibit H thereto the 2011 Amended Special Tax Roll (the "Amended Special Tax Roll") a copy of which is attached hereto as Exhibit A, and has determined that the Special Tax Requirement for the SSA No. 2 Bonds for Levy Year 2011 is \$936,417.02. The Maximum Parcel Special Taxes that may be levied on taxable property for Levy Year 2011 as calculated by the Consultant pursuant to the Administrative Report and taking into account prepayments is \$1,876,088.79.

Section 2. Of the \$1,897,834.80 of Special Taxes levied for calendar year 2011 pursuant to Section 6 of the Clublands Bond Ordinance \$961,417.78 of such Special Taxes is hereby abated resulting in a 2011 calendar year levy of \$936,417.02.

Section 3. It is the duty of the County Clerk of Lake County to abate those taxes for levy year 2011 as provided in Section 2 of this Ordinance and as provided in the Amended Special Tax Roll.

Section 4. The President and Board of Trustees of the Village hereby approve the Administrative Report and the Amended Special Tax Roll for Levy Year 2011 for the Special Service Area prepared by the Consultant as set forth in Exhibit A.

Section 5. All ordinances, resolutions and orders or parts of ordinances, resolutions and orders in conflict with this ordinance are repealed to the extent of such conflict. The Village Clerk shall cause this Ordinance to be published in pamphlet form. This Ordinance shall be in full force and effect after passage and publication as provided by law.

Section 6. A copy of this Ordinance together with the Amended Special Tax Roll shall be filed with the County Clerk of Lake County and recorded with the Recorder of Deeds of Lake County. The County Clerk of Lake County is hereby directed to extend the Special Tax in accordance with the Amended Special Tax Roll.

Section 7. Terms not otherwise defined herein shall have the meanings set forth in the Clublands Bond Ordinance.

PASSED by the President and Board of Trustees of the Village this December 5, 2011.

Voting Aye (list names): 6: Pierce, Sakas, Poulos, Crosby, Dominiak and Jozwiak.

Voting Nay (list names): 0.

Abstaining (list names): 0.


Absent (list names): 0.

SIGNED by the President this December 9, 2011.


Lawrence M. Hanson, President

ATTEST:


Candi L. Rowe, Village Clerk



STATE OF ILLINOIS)
)
COUNTY OF LAKE) SS

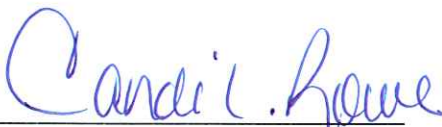
CERTIFICATE

I, Candi L. Rowe, certify that I am the duly appointed Municipal Clerk of the Village of Antioch, Lake County, Illinois.

I certify that on December 5, 2011, the Corporate Authorities of such municipality passed and approved Ordinance No. 11-12-20, entitled "***AN ORDINANCE FOR SPECIAL SERVICE AREA NUMBER TWO APPROVING ADMINISTRATIVE REPORT AND AMENDED SPEICAL TAX ROLL FOR LEVY YEAR 2011 AND ABATING SPECIAL SERVICE AREA TAXES***" which provided by its terms that it should be published in pamphlet form.

The pamphlet form of Ordinance No. 11-12-20, including the Ordinance and cover sheet thereof, was prepared, and a copy of such Ordinance was posted in the municipal building, commencing on December 9, 2011, and continuing for at least ten days thereafter. Copies of such Ordinance were also available for public inspection upon request in the office of the Municipal Clerk.

DATED at Antioch, Illinois, this 9th day of December, 2011.


Candi L. Rowe, Village Clerk




EXHIBIT A

**VILLAGE OF ANTIOCH
SPECIAL SERVICE AREA NUMBER TWO**

Administrative Report Levy Year 2011

VILLAGE OF ANTIOCH



**SPECIAL SERVICE AREA NO. 2
(CLUBLANDS PROJECT)**

**ADMINISTRATION REPORT
LEVY YEAR 2011**

NOVEMBER 30, 2011

Newport Beach
Riverside
San Francisco

**VILLAGE OF ANTIOCH
SPECIAL SERVICE AREA NO. 2
2011 ADMINISTRATION REPORT**

PREPARED FOR

**VILLAGE OF ANTIOCH
874 Main Street
Antioch, IL 60002**

PREPARED BY

DAVID TAUSSIG & ASSOCIATES, INC.

Corporate Office
5000 Birch Street, Suite 6000
Newport Beach, California 92660

Division Offices
Riverside, California
San Francisco, California

Table of Contents

<i>Section</i>	<i>Page</i>
INTRODUCTION	1
AUTHORIZED SPECIAL SERVICES	1
BONDED INDEBTEDNESS	1
SPECIAL TAXES.....	2
I. SPECIAL TAX REQUIREMENT	3
II. ACCOUNT ACTIVITY SUMMARY	4
III. MAXIMUM, ABATED, AND EXTENDED SPECIAL TAXES	6
IV. PRIOR YEAR SPECIAL TAX COLLECTIONS	11
2010 SPECIAL TAX RECEIPTS.....	11
TAX SALES AND FORECLOSURES	11
V. DEVELOPMENT STATUS	12
EQUALIZED ASSESSED VALUE	12
VI. OUTSTANDING BONDS	13
SPECIAL TAX PREPAYMENTS	13
BOND REDEMPTIONS FROM SPECIAL TAX PREPAYMENTS	13
VII. EQUALIZED ASSESSED VALUE AND VALUE TO LIEN RATIO	14
VIII. AD VALOREM PROPERTY TAX RATES	15
EXHIBIT A AERIAL EXHIBIT OF SSA BOUNDARIES	
EXHIBIT B DEBT SERVICE SCHEDULE	
EXHIBIT C SPECIAL TAX ROLL AND REPORT	
EXHIBIT D FUNDS AND ACCOUNTS	
EXHIBIT E APPLICATION OF SPECIAL TAX	
EXHIBIT F APPLICATION OF EARNINGS	
EXHIBIT G SOURCES AND USES OF FUNDS	
EXHIBIT H 2011 AMENDED SPECIAL TAX ROLL	

Introduction

This report calculates the 2011 special taxes required to pay annual debt service on the Village of Antioch (the "Village") Special Service Area Number Two ("SSA No. 2") Special Tax Bonds, Series 2003 (Clublands Project) (the "Series 2003 Bonds") and administrative expenses and apportions the special taxes to each taxable parcel within SSA No. 2. Pursuant to the Special Service Area Act (the "Act"), the Village Board is the governing body of SSA No. 2. The Village Board must annually, prior to the last Tuesday of December, approve by ordinance the special taxes to be collected, abate the Maximum Parcel Special Taxes in excess of the special taxes to be collected, and direct the County Clerk of Lake County to extend the special taxes for collection. The special taxes will be billed on the tax bill for ad valorem property taxes.

SSA No. 2 was established by Ordinance No. 02-09-39 adopted by the Village Board on September 27, 2002, as amended by Ordinance No. 03-05-18 adopted by the Village Board on May 5, 2003 (the "Establishing Ordinance"). An aerial map of SSA No. 2 is attached hereto as Exhibit A. The Establishing Ordinance authorized SSA No. 2 to provide special services, issue bonds, and levy a special tax to repay the bonds.

Authorized Special Services

The authorized special services include:

- Certain engineering;
- Soil testing and appurtenant work;
- Mass grading and demolition;
- Storm water management facilities;
- Storm drainage systems and storm sewers;
- Site clearing and tree removal;
- Public water facilities;
- Sanitary sewer facilities;
- Erosion control measures;
- Roads, streets, curbs, gutters, street lighting, traffic controls, equestrian paths and related street improvements;
- Equipment and materials necessary for the maintenance thereof, landscaping, wetland mitigation and tree installation;
- Costs for land and easement acquisitions relating to any of the foregoing improvements; and
- Required tap-on and related fees for water or sanitary sewer services and other eligible costs.

Bonded Indebtedness

Ordinance No. 03-05-20 (the "Bond Ordinance"), adopted on May 5, 2003, approved the form of a trust indenture and preliminary limited offering memorandum and provided for the issuance of not more than \$15,000,000 in Series 2003 Bonds. The Series 2003 Bonds were issued in the amount of \$13,850,000 in June 2003. The current debt service schedule is attached hereto as Exhibit B and a brief summary of any optional redemption of bonds is contained in Section VI herein.

Special Taxes

The Establishing Ordinance incorporates the Village of Antioch Special Service Area Number Two Special Tax Roll and Report (the "Special Tax Roll and Report"). The Special Tax Roll and Report sets forth the Maximum Parcel Special Taxes which have been levied for the payment of principal of and interest on the Series 2003 Bonds and the administration of SSA No. 2 and is attached hereto as Exhibit C. A table of the Maximum Parcel Special Taxes is included in Section III herein.

I. Special Tax Requirement

The 2011 Special Tax Requirement for SSA No. 2 is equal to \$936,417.02. As shown in Table 1 below, the 2011 Special Tax Requirement is equal to the sum of the Series 2003 Bonds debt service for the twelve months ending March 1, 2013, estimated administrative expenses for such period, and the contingency for estimated delinquent special taxes and less the estimated fund balances and excess reserve funds as of March 1, 2012.

**TABLE 1
SPECIAL SERVICE AREA NO. 2
2011 SPECIAL TAX REQUIREMENT**

SOURCES OF FUNDS	\$277,015.09
ESTIMATED BALANCES AS OF MARCH 1, 2012	\$277,015.09
BOND AND INTEREST FUND	\$277,015.09
RESERVE FUND	\$0.00
ADMINISTRATIVE EXPENSE FUND	\$0.00
USES OF FUNDS	\$1,213,432.11
DEBT SERVICE	\$1,042,285.00
INTEREST (9/1/2012)	\$433,142.50
INTEREST (3/1/2013)	\$433,142.50
PRINCIPAL (3/1/2013)	\$176,000.00
ADMINISTRATIVE EXPENSES	\$143,057.20
VILLAGE FEES	\$1,500.00
TRUSTEE FEES	\$6,000.00
ARBITRAGE REBATE FEES	\$2,250.00
SSA CONSULTANT	\$10,302.00
LEGAL FEES – BOND COUNSEL	\$10,000.00
LEGAL FEES – BANKRUPTCY COUNSEL	\$100,000.00
LEGAL FEES – TRUSTEE	\$0.00
CONTINGENCY	\$13,005.20
DELINQUENCY CONTINGENCY	\$28,089.91
DELINQUENT SPECIAL TAXES	\$28,089.91
2011 SPECIAL TAX REQUIREMENT	\$936,417.02
SURPLUS/(DEFICIT)	\$0.00

II. Account Activity Summary

The Trust Indenture for the Series 2003 Bonds (the "2003 Indenture") establishes five funds and three accounts. The five funds are the Bond and Interest Fund, Reserve Fund, Improvement Fund, Administrative Expense Fund, and Rebate Fund. Within the Bond and Interest Fund are the Capitalized Interest Account and Special Redemption Account. Within the Improvement Fund is the Cost of Issuance Account. A diagram of the funds and accounts is attached hereto as Exhibit D.

Money held in any of the funds and accounts can be invested at the direction of the Village and in conformance with the limitations set forth in the 2003 Indenture. Investment interest earnings, if any, will generally be applied to the fund or account for which the investment is made. Diagrams of the application of special taxes and earnings are attached hereto as Exhibits E and F, respectively.

A summary of account activity for the twelve months ending September 30, 2011 is shown in Table 2 below. A monthly summary of account activity is attached as Exhibit G.

TABLE 2
SPECIAL SERVICE AREA NO. 2
TRANSACTION SUMMARY

	BOND AND INTEREST FUND	RESERVE FUND	ADMINISTRATIVE EXPENSE FUND
BEGINNING BALANCES (AS OF OCTOBER 1, 2010)	\$895,939.12	\$1,372,009.23	\$212,774.00
EARNINGS	\$50.36	\$100.96	\$13.01
SPECIAL TAX RECEIPTS			
PRIOR YEARS	\$16,992.12	\$0.00	\$0.00
CURRENT YEAR	\$542,539.83	\$0.00	\$0.00
ACCOUNT TRANSFERS			
TRANSFERS TO ADMINISTRATIVE EXPENSE FUND	\$0.00	\$0.00	\$0.00
ALL OTHER TRANSFERS	\$103.10	(\$103.10)	\$0.00
DEBT SERVICE			
INTEREST AND PRINCIPAL (3/1/2011)	(\$570,351.25)	\$0.00	\$0.00
INTEREST (9/1/2011)	(\$438,111.25)	\$0.00	\$0.00
ADMINISTRATIVE EXPENSES	\$0.00	\$0.00	(\$86,239.12)
MISCELLANEOUS USES	\$0.00	\$0.00	\$0.00
ENDING BALANCES (AS OF SEPTEMBER 30, 2011)	\$447,162.03	\$1,372,007.09	\$126,547.89

The calculation of the estimated fund balances and excess reserve funds as of March 1, 2012 is shown in Table 3 below .

TABLE 3
SPECIAL SERVICE AREA No. 2
ESTIMATED BOND YEAR-END FUND BALANCES

	BOND AND INTEREST FUND	RESERVE FUND	ADMINISTRATIVE EXPENSE FUND
CURRENT BALANCES (AS OF 9/30/2011)	\$447,162.03	\$1,372,007.09	\$126,547.89
ESTIMATED SOURCES OF FUNDS (10/1/2011 – 3/1/2012)			
EARNINGS	\$0.00	\$0.00	\$0.00
SPECIAL TAX RECEIPTS	\$522,167.77	\$0.00	\$0.00
ESTIMATED ACCOUNT TRANSFERS (10/1/2011 – 3/1/2012)			
UNPAID ADMINISTRATIVE EXPENSES	\$0.00	\$0.00	\$0.00
ADMINISTRATIVE EXPENSE PREFUNDING	(\$111,205.35)	\$0.00	\$111,205.35
TRANSFER OF EARNINGS	\$7.09	(\$7.09)	\$0.00
ESTIMATED USES OF FUNDS (10/1/2011 – 3/1/2012)			
DEBT SERVICE			
INTEREST (3/1/2012)	(\$438,111.25)	\$0.00	\$0.00
PRINCIPAL (3/1/2012)	(\$150,000.00)	\$0.00	\$0.00
ADMINISTRATIVE EXPENSES	\$0.00	\$0.00	(\$87,701.24)
REMAINING BALANCE THROUGH 3/1/2012	\$270,020.29	\$1,372,000.00	\$150,052.00
LESS: RESERVE REQUIREMENT ¹	\$0.00	\$1,372,000.00	\$0.00
LESS: ADMIN EXPENSE PREFUNDING	\$0.00	\$0.00	\$150,052.00
ESTIMATED BOND YEAR-END BALANCES (AS OF 3/1/2012)	\$270,020.29	\$0.00	\$0.00

¹ Reserve requirement after September 1, 2010 bond call.

III. Maximum, Abated, and Extended Special Taxes

Pursuant to the Special Tax Roll and Report, the 2011 Maximum Parcel Special Taxes equal \$1,897,834.80. The required abatement for prepayments is \$21,746.01 resulting in adjusted 2011 Maximum Parcel Special Taxes of \$1,876,088.79. Subtracting the 2011 Special Tax Requirement of \$936,417.02 from \$1,876,088.79 results in an abatement of \$939,671.77 for parcels of property subject to the special tax and a total abatement of \$961,417.78. In accordance with the Special Tax Roll and Report the Maximum Parcel Special Tax applicable to each Parcel in SSA No. 2 Tax is abated in the following three steps:

First: Up to nine percent (9.00%) of the Maximum Parcel Special Tax is abated on all parcels of property subject to the special tax;

Second: Up to the remaining ninety-one percent (91.00%) of the Maximum Parcel Special Tax is abated on all parcels of "Undeveloped Property¹;" and

Third: Up to the remaining ninety-one percent (91.00%) of the Maximum Parcel Special Tax is abated on all parcels of "Developed Property²."

The aggregate amounts to be abated pursuant to each step of the abatement methodology set forth in the Special Tax Roll and Report are shown in Tables 4 through 8 below.

**TABLE 4
SPECIAL SERVICE AREA NO. 2
ABATEMENT FOR PREPAYMENTS**

SPECIAL TAX CLASSIFICATION	MAXIMUM PARCEL SPECIAL TAXES	ABATEMENT FOR PREPAYMENTS	REMAINING MAXIMUM PARCEL SPECIAL TAXES
SINGLE-FAMILY DWELLING UNITS			
DEVELOPED PROPERTY	\$1,190,101.02	\$0.00	\$1,190,101.02
UNDEVELOPED PROPERTY	\$685,987.77	\$0.00	\$685,987.77
PREPAID PROPERTY			
OPTIONAL PREPAYMENT	\$11,861.46	\$11,861.46	\$0.00
MANDATORY PREPAYMENT – PAID	\$3,953.82	\$3,953.82	\$0.00
MANDATORY PREPAYMENT – UNPAID	\$5,930.73	\$5,930.73	\$0.00
TOTAL	\$1,897,834.80	\$21,746.01	\$1,876,088.79

¹ The Rate and Method of Levying Special Taxes which is attached as Exhibit A to the SSA Report defines Undeveloped Property as all property that is not exempt from the special tax and is not classified as Developed Property.

² Prior to the issuance of Second Series Bonds and the expenditure of capitalized interest attributable thereto, the Rate and Method of Levying Special Taxes defines Developed Property as all Single-family Property located in a Final Plat for which the initial building permit was issued as of September 30 preceding the calendar year in which the Special Tax is being collected.

TABLE 5
SPECIAL SERVICE AREA No. 2
STEP 1 ABATEMENT

SPECIAL TAX CLASSIFICATION	MAXIMUM PARCEL SPECIAL TAXES AFTER ABATEMENT FOR PREPAYMENTS	STEP 1 ABATEMENT	REMAINING MAXIMUM PARCEL SPECIAL TAXES AFTER STEP 1 ABATEMENT
SINGLE-FAMILY DWELLING UNITS			
DEVELOPED PROPERTY	\$1,190,101.02	\$253,684.00	\$936,417.02
UNDEVELOPED PROPERTY	\$685,987.77	\$61,738.90	\$624,248.87
PREPAID PROPERTY			
OPTIONAL PREPAYMENT	\$0.00	\$0.00	\$0.00
MANDATORY PREPAYMENT – PAID	\$0.00	\$0.00	\$0.00
MANDATORY PREPAYMENT – UNPAID	\$0.00	\$0.00	\$0.00
TOTAL	\$1,876,088.79	\$315,422.90	\$1,560,665.89

TABLE 6
SPECIAL SERVICE AREA No. 2
STEP 2 ABATEMENT

SPECIAL TAX CLASSIFICATION	REMAINING MAXIMUM PARCEL SPECIAL TAXES AFTER STEP 1 ABATEMENT	STEP 2 ABATEMENT	REMAINING MAXIMUM PARCEL SPECIAL TAXES AFTER STEP 2 ABATEMENT
SINGLE-FAMILY DWELLING UNITS			
DEVELOPED PROPERTY	\$936,417.02	\$0.00	\$936,417.02
UNDEVELOPED PROPERTY	\$624,248.87	\$624,248.87	\$0.00
PREPAID PROPERTY			
OPTIONAL PREPAYMENT	\$0.00	\$0.00	\$0.00
MANDATORY PREPAYMENT – PAID	\$0.00	\$0.00	\$0.00
MANDATORY PREPAYMENT – UNPAID	\$0.00	\$0.00	\$0.00
TOTAL	\$1,560,665.89	\$624,248.87	\$936,417.02

TABLE 7
SPECIAL SERVICE AREA No. 2
STEP 3 ABATEMENT

SPECIAL TAX CLASSIFICATION	REMAINING MAXIMUM PARCEL SPECIAL TAXES AFTER STEP 2 ABATEMENT	STEP 3 ABATEMENT	REMAINING MAXIMUM PARCEL SPECIAL TAXES AFTER STEP 3 ABATEMENT
SINGLE-FAMILY DWELLING UNITS			
DEVELOPED PROPERTY	\$936,417.02	\$0.00	\$936,417.02
UNDEVELOPED PROPERTY	\$0.00	\$0.00	\$0.00
PREPAID PROPERTY			
OPTIONAL PREPAYMENT	\$0.00	\$0.00	\$0.00
MANDATORY PREPAYMENT – PAID	\$0.00	\$0.00	\$0.00
MANDATORY PREPAYMENT – UNPAID	\$0.00	\$0.00	\$0.00
TOTAL	\$936,417.02	\$0.00	\$936,417.02

TABLE 8
SPECIAL SERVICE AREA No. 2
AGGREGATE MAXIMUM, ABATED AND EXTENDED SPECIAL TAXES

SPECIAL TAX CLASSIFICATION	MAXIMUM PARCEL SPECIAL TAXES	TOTAL ABATEMENT	TOTAL SPECIAL TAX TO BE EXTENDED
SINGLE-FAMILY DWELLING UNITS			
DEVELOPED PROPERTY	\$1,190,101.02	\$253,684.00	\$936,417.02
UNDEVELOPED PROPERTY	\$685,987.77	\$685,987.77	\$0.00
PREPAID PROPERTY			
OPTIONAL PREPAYMENT	\$11,861.46	\$11,861.46	\$0.00
MANDATORY PREPAYMENT – PAID	\$3,953.82	\$3,953.82	\$0.00
MANDATORY PREPAYMENT – UNPAID	\$5,930.73	\$5,930.73	\$0.00
TOTAL	\$1,897,834.80	\$961,417.78	\$936,417.02

The maximum, abated, and extended special tax for each special tax classification is shown in Table 9 on the following page. The Amended Special Tax Roll, which lists the maximum, abated, and extended special tax for each parcel is attached hereto as Exhibit H.

TABLE 9
SPECIAL SERVICE AREA No. 2
MAXIMUM, ABATED AND EXTENDED SPECIAL TAXES PER PARCEL

SPECIAL TAX CLASSIFICATION	NUMBER OF PARCELS	MAXIMUM PARCEL SPECIAL TAX	ABATED SPECIAL TAX	EXTENDED SPECIAL TAX
SINGLE-FAMILY DWELLING UNITS				
DEVELOPED PROPERTY	602	\$1,976.91	\$421.40	\$1,555.51
UNDEVELOPED PROPERTY	347	\$1,976.91	\$1,976.91	\$0.00
PREPAID PROPERTY				
OPTIONAL PREPAYMENT	6	\$1,976.91	\$1,976.91	\$0.00
MANDATORY PREPAYMENT – PAID	2	\$1,976.91	\$1,976.91	\$0.00
MANDATORY PREPAYMENT – UNPAID	3	\$1,976.91	\$1,976.91	\$0.00

A comparison of the maximum and extended special tax amounts for 2011 and 2010 is shown in Table 10 below.

TABLE 10
SPECIAL SERVICE AREA No. 2
COMPARISON OF MAXIMUM AND EXTENDED SPECIAL TAXES

SPECIAL TAX CLASSIFICATION	2011	2010	PERCENTAGE CHANGE
MAXIMUM PARCEL SPECIAL TAX			
SINGLE-FAMILY DWELLING UNITS			
DEVELOPED PROPERTY	\$1,976.91	\$1,947.70	1.50%
UNDEVELOPED PROPERTY	\$1,976.91	\$1,947.70	1.50%
EXTENDED SPECIAL TAX			
SINGLE-FAMILY DWELLING UNITS			
DEVELOPED PROPERTY	\$1,555.51	\$1,772.41	-12.24%
UNDEVELOPED PROPERTY	\$0.00	\$0.00	0.00%

The schedule of the remaining SSA No. 2 Maximum Parcel Special Taxes is shown in Table 11 below. The Maximum Parcel Special Taxes escalate one and one-half percent (1.50%) annually through 2031.

TABLE 11
SPECIAL SERVICE AREA No. 2
MAXIMUM PARCEL SPECIAL TAXES

LEVY YEAR	COLLECTION YEAR	TOTAL SSA No. 2 MAXIMUM PARCEL SPECIAL TAXES		DEVELOPED SINGLE- FAMILY DWELLING UNIT	UNDEVELOPED SINGLE- FAMILY DWELLING UNIT
		PER BOND ORDINANCE	ADJUSTED FOR PREPAYMENTS		
2011	2012	\$1,897,834.80	\$1,876,088.79	\$1,976.91	\$1,976.91
2012	2013	\$1,926,302.32	\$1,904,230.16	\$2,006.56	\$2,006.56
2013	2014	\$1,955,196.86	\$1,932,793.60	\$2,036.66	\$2,036.66
2014	2015	\$1,984,524.81	\$1,961,785.50	\$2,067.21	\$2,067.21
2015	2016	\$2,014,292.68	\$1,991,212.26	\$2,098.22	\$2,098.22
2016	2017	\$2,044,507.07	\$2,021,080.48	\$2,129.69	\$2,129.69
2017	2018	\$2,075,174.68	\$2,051,396.64	\$2,161.64	\$2,161.64
2018	2019	\$2,106,302.30	\$2,082,167.64	\$2,194.06	\$2,194.06
2019	2020	\$2,137,896.83	\$2,113,400.05	\$2,226.98	\$2,226.98
2020	2021	\$2,169,965.29	\$2,145,101.11	\$2,260.38	\$2,260.38
2021	2022	\$2,202,514.77	\$2,177,277.58	\$2,294.29	\$2,294.29
2022	2023	\$2,235,552.49	\$2,209,936.79	\$2,328.70	\$2,328.70
2023	2024	\$2,269,085.77	\$2,243,085.84	\$2,363.63	\$2,363.63
2024	2025	\$2,303,122.06	\$2,276,732.07	\$2,399.09	\$2,399.09
2025	2026	\$2,337,668.89	\$2,310,883.12	\$2,435.07	\$2,435.07
2026	2027	\$2,372,733.93	\$2,345,546.33	\$2,471.60	\$2,471.60
2027	2028	\$2,408,324.93	\$2,380,729.56	\$2,508.67	\$2,508.67
2028	2029	\$2,444,449.81	\$2,416,440.51	\$2,546.30	\$2,546.30
2029	2030	\$2,481,116.56	\$2,452,687.06	\$2,584.50	\$2,584.50
2030	2031	\$2,518,333.30	\$2,489,477.44	\$2,623.26	\$2,623.26
2031	2032	\$2,556,108.30	\$2,526,819.59	\$2,662.61	\$2,662.61

IV. Prior Year Special Tax Collections

The SSA No. 2 special tax is billed and collected by Lake County (the "County") in the same manner and at the same time as general ad valorem property taxes. The Village may provide for other means of collecting the special tax, if necessary to meet the financial obligations of SSA No. 2.

2010 Special Tax Receipts

The County billed a total of \$1,068,763.23 in SSA No. 2 2010 special taxes. As of November 22, 2011, SSA No. 2 2010 special tax receipts totaled \$1,064,707.60. Special taxes in the amount of \$4,055.63 are unpaid resulting in a delinquency rate of 0.38%. A breakdown of the paid and unpaid special taxes by owner of record is shown in Table 12 below.

TABLE 12
SPECIAL SERVICE AREA NO. 2
2010 PAID AND UNPAID SPECIAL TAXES

OWNER OF RECORD	PAID SPECIAL TAXES	UNPAID SPECIAL TAXES	PERCENT OF TOTAL EXTENDED SPECIAL TAXES
HOMEOWNERS	\$554,253.52	\$4,055.63	52.24%
BMB ASSOCIATES I LLC	\$510,454.08	\$0.00	47.76%
TOTAL 2010 EXTENDED SPECIAL TAXES	\$1,064,707.60	\$4,055.63	100.00%

Tax Sales and Foreclosures

The Lake County Treasurer's Office conducted its annual tax sale on November 28 and 29, 2011 ("County Tax Sale"). Prior to County Tax Sale, holders of outstanding tax liens are eligible to purchase any related current year delinquent property taxes. All other eligible delinquent property taxes¹ are subject to sale at the County Tax Sale. As of November 22, 2011, there were four (4) parcels with special taxes of \$4,055.63 delinquent on payment of property taxes.

The lien and foreclosure remedies provided for in Article 9 of the Illinois Municipal Code shall apply upon the nonpayment of the special tax. No foreclosures have commenced as of the date of this report.

¹ Property taxes owed by property owners who have filed for bankruptcy are not eligible for tax sale.

V. Development Status

The preliminary plat for SSA No. 2 includes 960 single-family home lots. Four plats (Phase 1, Phase 2, Phase 3 West, Phase 3 East) were recorded encompassing 613 single-family home lots. On September 14, 2006, the Village approved a plat amending a portion of Phase 3 East ("3 East Re-Plat") resulting in a reduction of five (5) single-family home lots in Phase 3 East. As a result the recorded plats currently encompass six hundred and eight (608) single-family home lots. An aerial map of SSA No. 2 is attached hereto as Exhibit A. The number of units in each plat is summarized in Table 13 below.

**TABLE 13
SPECIAL SERVICE AREA NO. 2
LAND USE SUMMARY**

PLAT	RECORDED	NUMBER OF SINGLE-FAMILY PROPERTY DWELLING UNITS	
		DEVELOPED PROPERTY	UNDEVELOPED PROPERTY
1	YES	104	0
2	YES	91	0
3 WEST	YES	195	0
3 EAST	YES	169	0
3 EAST (RE-PLAT)	YES	49	0
4	NO	0	347
TOTAL		608	347

Equalized Assessed Value

Equalized assessed value, excluding prepaid property, decreased in 2010 to \$30,936,783. The average assessed value per dwelling unit is approximately \$32,565.

VI. Outstanding Bonds

The Series 2003 Bonds were issued in June 2003 as fixed rate bonds with an original principal amount of \$13,850,000. As of September 2, 2011, the outstanding principal was \$13,226,000. The current debt schedule adjusted for early redemptions from special tax prepayments is attached hereto as Exhibit B.

Special Tax Prepayments

The SSA No. 2 Maximum Parcel Special Tax may be prepaid and permanently satisfied, or prepaid in part, provided that proceeds for any such prepayment are sufficient to permit the redemption of Bonds in such amounts and maturities deemed necessary by the Administrator and in accordance with the Bond Indenture. The prepayment calculation formula is set forth in the Special Tax Roll and Report.

Bond Redemptions from Special Tax Prepayments

As a result of special tax prepayments received from property owners, \$188,000 of the Series 2003 Bonds has been redeemed as shown in Table 14 below.

TABLE 14
SPECIAL SERVICE AREA No. 2
SPECIAL MANDATORY BOND REDEMPTIONS
FROM SPECIAL TAX PREPAYMENTS

REDEMPTION DATE	BONDS REDEEMED
MARCH 1, 2005	\$106,000
MARCH 1, 2007	\$53,000
SEPTEMBER 1, 2010	\$29,000
TOTAL AMOUNT REDEEMED	\$188,000

VII. Equalized Assessed Value and Value to Lien Ratio

The SSA No. 2 Equalized Assessed Value and Value-to-Lien Ratio is shown in Table 15 below.

TABLE 15
SPECIAL SERVICE AREA No. 2
EQUALIZED ASSESSED VALUE AND VALUE TO LIEN RATIO

2010 EQUALIZED ASSESSED VALUE¹	2010 APPRAISED VALUE²	OUTSTANDING SERIES 2003 BONDS³	VALUE-TO-LIEN RATIO
\$30,936,783	\$92,810,349	\$13,226,000	7.02:1

¹ Source: Lake County Assessor's Office.

² Based on three times the equalized assessed value of the special service area.

³ As of September 2, 2011.

VIII. Ad Valorem Property Tax Rates

The 2010 general ad valorem tax rates for SSA No. 2 are shown in Table 16 below.

TABLE 16
SPECIAL SERVICE AREA No. 2
2010 AD VALOREM PROPERTY TAX RATES

TAXING AGENCY	TAX CODE 04-031
Basic Rate	
College of Lake County #532	0.218%
County of Lake	0.505%
Forest Preserve	0.198%
Special Road Improvement – Antioch	0.158%
Road and Bridge – Antioch	0.075%
Township of Antioch	0.122%
Districts	
School District #34	3.510%
High School #117	2.639%
Antioch Public Library District	0.274%
Village of Antioch	0.883%
TOTAL TAX RATE	8.582%

k:\clients2\antioch\district administration\ssa 2\2010\admin report\antioch ssa2 admin report 10.doc

EXHIBIT A

Village of Antioch SSA No. 2

Aerial Exhibit of SSA Boundaries

Village of Antioch SSA 2



EXHIBIT B

Village of Antioch SSA No. 2

Debt Service Schedule

**VILLAGE OF ANTIOCH SSA
SPECIAL SERVICE AREA NO. 2
SPECIAL TAX BONDS SERIES 2003: REVISED DEBT SERVICE AFTER SEPTEMBER 2010 BOND CALL**

Ending 3/1 Bond Year	Original Principal	Optional Redemptions	Revised Principal	Coupon Rate	Interest	Debt Service
2004					\$680,526.00	\$680,526.00
2005					917,562.50	917,562.50
2006					910,540.00	910,540.00
2007	\$50,000		\$50,000	6.625%	910,540.00	960,540.00
2008	67,000		67,000	6.625%	903,716.25	970,716.25
2009	86,000	(\$1,000.00)	85,000	6.625%	899,277.50	984,277.50
2010	107,000	(1,000.00)	106,000	6.625%	893,646.25	999,646.25
2011	129,000	(1,000.00)	128,000	6.625%	885,663.13	1,013,663.13
2012	152,000	(2,000.00)	150,000	6.625%	876,222.50	1,026,222.50
2013	178,000	(2,000.00)	176,000	6.625%	866,285.00	1,042,285.00
2014	205,000	(3,000.00)	202,000	6.625%	854,625.00	1,056,625.00
2015	235,000	(4,000.00)	231,000	6.625%	841,242.50	1,072,242.50
2016	266,000	(4,000.00)	262,000	6.625%	825,938.75	1,087,938.75
2017	300,000	(4,000.00)	296,000	6.625%	808,581.25	1,104,581.25
2018	336,000	(5,000.00)	331,000	6.625%	788,971.25	1,119,971.25
2019	376,000	(5,000.00)	371,000	6.625%	767,042.50	1,138,042.50
2020	417,000	(6,000.00)	411,000	6.625%	742,463.75	1,153,463.75
2021	462,000	(7,000.00)	455,000	6.625%	715,235.00	1,170,235.00
2022	511,000	(7,000.00)	504,000	6.625%	685,091.25	1,189,091.25
2023	562,000	(7,000.00)	555,000	6.625%	651,701.25	1,206,701.25
2024	618,000	(9,000.00)	609,000	6.625%	614,932.50	1,223,932.50
2025	677,000	(9,000.00)	668,000	6.625%	574,586.25	1,242,586.25
2026	740,000	(11,000.00)	729,000	6.625%	530,331.25	1,259,331.25
2027	808,000	(11,000.00)	797,000	6.625%	482,035.00	1,279,035.00
2028	881,000	(12,000.00)	869,000	6.625%	429,233.75	1,298,233.75
2029	959,000	(13,000.00)	946,000	6.625%	371,662.50	1,317,662.50
2030	1,042,000	(14,000.00)	1,028,000	6.625%	308,990.00	1,336,990.00
2031	1,131,000	(15,000.00)	1,116,000	6.625%	240,885.00	1,356,885.00
2032	1,227,000	(17,000.00)	1,210,000	6.625%	166,950.00	1,376,950.00
2033	1,328,000	(18,000.00)	1,310,000	6.625%	86,787.50	1,396,787.50
Total	\$13,850,000	(\$188,000.00)	\$13,662,000	N/A	\$20,231,265.38	\$33,893,265.38

EXHIBIT C

Village of Antioch SSA No. 2

Special Tax Roll and Report

VILLAGE OF ANTIOCH
SPECIAL SERVICES AREA NUMBER TWO
CLUBLANDS
SPECIAL TAX ROLL AND REPORT

April 29, 2003

VILLAGE OF ANTIOCH
SPECIAL SERVICE AREA NUMBER TWO
(CLUBLANDS)
SPECIAL TAX ROLL AND REPORT

Prepared for

VILLAGE OF ANTIOCH
874 Main Street
Antioch, IL 60002
(847) 395-1000

Prepared by

DAVID TAUSSIG & ASSOCIATES, INC.
1301 Dove Street, Suite 600
Newport Beach, CA 92660
(949) 955-1500

**VILLAGE OF ANTIOCH
SPECIAL SERVICE AREA NUMBER TWO
(CLUBLANDS)**

SPECIAL TAX ROLL AND REPORT

TABLE OF CONTENTS

<u>Section</u>	<u>Page</u>
I. INTRODUCTION	1
II. SPECIAL SERVICE AREA DESCRIPTION	1
III. SPECIAL SERVICES	1
A. DESCRIPTION	1
B. ESTIMATED COSTS	3
C. ALLOCATION.....	5
D. ALTERNATIVES, MODIFICATIONS, AND/OR SUBSTITUTIONS	16
IV. BONDED INDEBTEDNESS.....	16
V. DETERMINATION OF SPECIAL TAXES	16
A. MAXIMUM ANNUAL SPECIAL TAXES	16
B. APPORTIONMENT AND ABATEMENT METHODOLOGY	17

List of Exhibits

Exhibit A – Rate and Method of Levying Special Taxes

I. INTRODUCTION

Pursuant to the provisions of the "Special Service Area Act," being 35 ILCS 200/27-5 et seq., and in accordance with the Establishing Ordinance, being Ordinance No. 02-09-39 passed by the Board of Trustees of the Village of Antioch (the "Village"), County of Lake, State of Illinois, on September 27, 2002, as amended by ordinance passed by the Board of Trustees on May 5, 2003, in connection with the proceedings for Special Service Area Number Two (Clublands) (hereinafter referred to as "SSA No. 2"), this Special Tax Roll and Report of Special Service Area (the "Report") is herewith submitted.

The report is organized into the following five sections:

- I. Introduction
- II. Special Service Area Description
- III. Special Services
- IV. Bonded Indebtedness
- V. Determination of Special Taxes

II. SPECIAL SERVICE AREA DESCRIPTION

SSA No. 2, otherwise known as the Clublands of Antioch, consists of approximately 450 acres which will be bisected by an extension of Savage Road that is generally located south of State Route 173 and north of Miller Road. The SSA is roughly equidistant between Deep Lake Road (on the west) and U.S. Highway 45 (on the east). The Clublands is approved for 960 single-family homes which are anticipated to be built in four phases.

III. SPECIAL SERVICES

SSA No. 2 has been established to finance certain special services conferring special benefit thereto and which are in addition to the municipal services provided to the Village as a whole. A general description, estimated cost, and allocation of these special services is set forth below.

A. DESCRIPTION

The special services to be financed by SSA No. 2 consist of certain public sanitary sewer collection and treatment, water distribution, storm sewer, and road improvements with appurtenances and appurtenant work in connection therewith necessary to serve SSA No. 2. It is anticipated that SSA No. 2 will finance the construction of the improvements, which may include construction management, inspection, and other "soft" costs. These improvements are located both on and off-site.

1. ON-SITE IMPROVEMENTS

SSA No. 2 is anticipated to fund the construction of all on-site sanitary sewer, water, and storm sewer improvements and a portion of the on-site road improvements. The on-site improvements are generally described as follows:

- Sanitary sewer main lines of varying diameter, manholes, and appurtenances;
- Water main lines of varying diameter, fire hydrants, and appurtenances;
- Road improvements including paving, curbs, gutters, sidewalks, right-of-way, and streetlights; and
- Storm sewers of varying diameter and appurtenances.

2. OFF-SITE IMPROVEMENTS

SSA No. 2 is anticipated to fund the construction of a portion of certain off-site sanitary sewer, water, road, and storm sewer improvements. Off-site improvements funded by SSA No. 2 will be exclusive of recapturable costs or costs otherwise allocable Special Service Area ("SSA") No. 1 since bond proceeds will only fund that portion of the off-site improvements actually benefiting SSA No. 2. The portion of the off-site improvements which generate excess capacity and therefore are subject to recapture will be paid by the developer. The off-site improvements are generally described as follows:

- The prepayment of a special tax established to fund the Clublands' share of capacity for the Mill Creek sewer treatment plant and sewer line facilities located just north of SSA No. 2 including construction and inspection, manholes, and appurtenances;
- Water distribution facilities including construction and inspection of 12-inch and 16- inch main lines along State Route 173, valves, fire hydrants, and appurtenances;
- Road improvements including the construction of N. Savage Road to State Route 173 and to the Village of Antioch Township line south of Miller Road, traffic signalization improvements at the intersection of N. Savage Road and State Route 173, and turn lanes at the intersections of N. Savage Road and State Route 173, State Route 173 and U.S. Highway 45, and Miller Road and U.S. Highway 45; and
- Storm sewer improvements along Miller Road including construction of a 30- inch storm sewer and related drainage structures.

B. ESTIMATED COSTS

The total estimated costs for the preceding improvements and the amounts allocable to SSA No. 2 and SSA No. 1 are presented in Table 1 on the following page. The recapturable costs shown in Table 1 are construction costs only (i.e., they do not include design, engineering, inspection, or other costs subject to recapture) and are based upon actual bids received. Note, the public improvements to be financed through bond proceeds for SSA No. 2 are expected to be issued through two series of bonds. (The phasing of the bonds is discussed in greater detail in Section IV below.)

TABLE 1 SSA No. 2 (CLUBLANDS) ESTIMATED PUBLIC IMPROVEMENT COSTS				
Public Improvement Description	Grand Total	Recapturable Costs	Non-Recapturable Costs	
			Allocable to SSA No. 2	Allocable to SSA No. 1
On-Site Improvements				
Sanitary Sewer	\$3,177,000	NA	\$3,177,000	NA
Water	\$2,716,763	NA	\$2,716,763	NA
Road	\$5,642,003	NA	\$5,642,003	NA
Storm Sewer	\$2,561,000	NA	\$2,561,000	NA
Total On-Site Improvement Costs	\$14,096,766	NA	\$14,096,766	NA
Off-Site Improvements				
Sanitary Sewer				
Fair Share Allocation for Mill Creek Sewer Treatment Plant	\$2,951,093	NA	\$2,196,733	\$754,360
Other Sanitary Sewer	\$1,587,547	\$823,302	\$467,374	\$296,871
Water	\$1,581,338	\$629,689	\$702,430	\$249,219
Road				
State Route ("SR") 173 Turn Lanes & Signalization	\$510,000	NA	\$188,605	\$321,395
Savage Road to SR 173	\$343,750	NA	\$154,421	\$189,329
Savage Road to Township Line	\$35,750	NA	\$35,750	NA
Miller Road Turn Lane	\$33,000	NA	\$33,000	NA
Storm Sewer	\$240,000	NA	\$240,000	NA
Total Off-Site Improvement Costs	\$7,282,478	\$1,452,991	\$4,018,313	\$1,811,174
Total Public Improvement Costs	\$21,379,244	\$1,452,991	\$18,115,079	\$1,811,174

C. ALLOCATION

Special taxes levied pursuant to the Special Service Area Act must bear a rational relationship to the benefit received from the public improvements funded thereby. Therefore, the public improvements proposed to be financed by SSA No. 2 have been allocated in accordance with the benefit conferred to the property therein, with benefit estimated to be a function of (i) the service or benefit area for said improvements and (ii) the relative capacity for said improvements reserved for or used by properties within the benefit area. A discussion of the relevant benefit area(s) and measures of public facilities usage follows below.

1. BENEFIT AREA

Generally, the on-site improvements benefit only those properties within the SSA, while the off-site improvements are sized with sufficient capacity and are designed to serve the SSA as well as certain neighboring and other properties within the Village.

a. ON-SITE IMPROVEMENTS

The on-site public improvements will be physically located within each of the four phases of the Clublands development. The vast majority of these improvements will bring the special services directly to the individual residential lots therein (i.e., these are improvements typically within local street rights-of-way).

Certain other of the on-site improvements can be categorized as collector or common improvements (e.g., that portion of N. Savage Road within the boundaries of the SSA). While still local in nature, these improvements provide a more collective benefit to the SSA by conveying traffic to and from the development and/or providing a point of connection to community-wide or regional infrastructure.

In either case, the on-site improvements will be constructed to provide special services specifically to all four phases of development within the SSA.

b. OFF-SITE IMPROVEMENTS

Contrary to the on-site improvements, the benefit area for all but the off-site storm sewer improvements is larger than the boundaries of the SSA. As the benefit area may vary by improvement type, separate discussions for each major improvement category are included below.

i. SEWER

Clearly, the Mill Creek sewer treatment plant capacity exceeds the treatment demand for SSA No. 2. The share of treatment plant capacity allocable to SSA No. 2 is reflected in an existing special tax levied within the SSA to fund the construction of the Mill Creek plant. By definition, then, the component of the SSA No. 2 special tax attributable to the refinancing of the Mill Creek sewer treatment plant special tax has already been allocated, and any additional discussion regarding benefit area is unnecessary.

The benefit area for the off-site sewer line facilities is defined in the recapture agreement (the "Recapture Agreement"), and includes the Deercreek Subdivision, otherwise known as Special Service Area Number One of the Village of Antioch. The costs subject to recapture will be financed neither by SSA No. 1 nor SSA No. 2. The allocation of the non-recapturable sewer line costs to SSA No. 2 is discussed in greater detail in Section III.C.2 below.

ii. WATER

The benefit area for the off-site water lines is also defined in the Recapture Agreement, and includes SSA No. 1 as well. The water costs subject to recapture will be not be financed by either SSA. The allocation of the non-recapturable sewer line costs to SSA No. 2 is discussed in Section III.C.2 below.

iii. ROADS

With the exception of the Miller Road turn lane improvements, all off-site road improvements benefit both SSA No. 1 and SSA No. 2. The allocation of the off-site road improvement costs is discussed in Section III.C.2 below.

iv. STORM SEWER

The storm sewer to be constructed along Miller Road is part of the storm sewer system designed to serve the Clublands development, and therefore strictly benefits SSA No. 2.

2. PUBLIC FACILITY USAGE

Once the benefit areas have been established, the special services may be allocated among the various properties within such area in accordance with use. As is discussed in the following sections, commonly accepted measures for public facility usage indicate that the benefit conferred by the

public improvements proposed to be financed by SSA No. 2 applies uniformly by land use type. Note, public facility usage is addressed for land uses anticipated in both SSA No. 1 and SSA No. 2 for purposes of allocating certain off-site improvements which benefit both SSAs.

a. SEWER AND WATER USAGE

The primary determinant of sanitary sewer and water usage is the applicable population equivalent, or P.E. Household population is the criteria commonly used to project sewer and water service demand. *Wastewater Engineering, Third Edition* indicates that residential wastewater flow rates are typically determined on the basis of population density and the average per capita contribution of wastewater. The Illinois Environmental Protection Agency's criteria for water storage and distribution systems assume an everyday use equal to 50 gallons per day per person. In addition, an emergency capacity is set at 50 gallons per day per person. This equates to 350 and 300 gallons per day, respectively, for each single-family and townhome given the applicable IEPA's P.E. factors of 3.5 for single-family homes and 3.0 for townhomes.

Commercial sewer and water demand is a function of the nature and intensity of use. The commercial development is anticipated to include a mix of retail and commercial uses. The Village indicates that the P.E. for such commercial uses can range from fifteen (15) to thirty (30) per acre and estimates that a P.E. factor of twenty (20) per acre will meet anticipated demand.

Sewer and water demand for public schools is driven by two factors: type of school (i.e., grammar school, middle school, or high school) and the estimated number of students and employees. A middle school, with a capacity of 1,000 students and approximately 85 employees, is anticipated to be built in SSA No. 1 by School District Number 34. Applying the IEPA standards of 25.0 gallons per student and employee per day yields a total P.E. of 271.25 for the proposed middle school.

The P.E. applicable to each land use is shown in Table 2 on the following page.

TABLE 2 SSA No. 2 (CLUBLANDS) POPULATION EQUIVALENT (P.E.) FOR SANITARY SEWER AND WATER IMPROVEMENTS							
Land Use	Count	P.E. Factor	On-site Improvements		Off-site Improvements		
			Sanitary Sewer	Water	Mill Creek Plant	Other Sanitary Sewer	Water
SSA No. 2 Single Family	960 units	3.5/unit	3,360.00	3,360.00	3,360.00	3,360.00	3,360.00
Total for SSA No. 2			3,360.00	3,360.00	3,360.00	3,360.00	3,360.00
SSA No. 1 Single-Family Townhome Commercial School Students Employees	379 units 116 units 30 acres 1,000 students 85 employees	3.5/unit 3.0/unit 20/Acre 0.25/student 0.25/employee	NA NA NA NA NA NA NA	NA NA NA NA NA NA NA	1,326.50 348.00 NA NA NA NA NA	1,326.50 348.00 600.00 250.00 21.25	1,326.50 348.00 600.00 250.00 21.25
Total for SSA No. 1			NA	NA	NA	2,545.75	2,545.75
GRAND TOTAL			3,360.00	3,360.00	3,360.00	5,905.75	5,905.75

b. Road Usage

Road usage is typically computed on the basis of anticipated trip generation. The Institute of Traffic Engineers publication *Trip Generation Sixth Edition*, indicates average weekday trips per single-family detached home and condominium/townhome of 9.57 and 6.59 trips, respectively.

Average weekday trip for commercial developments are commonly expressed per 1,000 square feet of gross leasable area. For a shopping center development, such as that proposed for SSA No. 1, average weekday trips equal 42.92 per 1,000 square feet of gross leasable area. However, a significant percentage of these are typically pass-by trips (i.e., trips made as intermediate stops on the way from an origin to a primary trip destination). This is particularly true for the subject shopping center development given its location on State Route 173 just west of U.S. Highway 45. Based upon data contained in *Trip Generation, the March 2001 Edition*, it is estimated that at least thirty percent of the trips will be comprised of pass-by traffic, resulting in a net trip end factor of 30.04 per 1,000 square feet.

The average weekday trips associated with a middle school are typically expressed per student and are estimated by *Trip Generation Sixth Edition* at 1.45 per middle school student.

Total trip ends applicable to each land use are shown in Table 3 on the following page.

TABLE 3 SSA No. 2 (CLUBLANDS) TRIP ENDS FOR ROAD IMPROVEMENTS						
Land Use	Count	Trip Ends	On-site Improvements	Off-site Improvements		
				SR 173 Turn Lanes	Savage Road To SR 173	Savage Road To Township
SSA No. 2 Single Family	960 units	9.57/unit	9,187.20	9,187.20	9,187.20	9,187.20
Total for SSA No. 2				9,187.20	9,187.20	9,187.20
SSA No. 1 Single-Family Townhome	379 units	9.57/unit	NA	3,627.03	NA	NA
Commercial	116 units	6.59/unit	NA	764.44	NA	NA
School	326,700 square feet	30.04/1,000 SF	NA	9,814.07	9,814.07	NA
Students	1,000 students	1.45/student	NA	1,450.00	1,450.00	NA
Employees	85 employees	NA	NA	NA	NA	NA
Total for SSA No. 1			NA	15,655.54	11,264.07	0.00
GRAND TOTAL			9,187.20	24,842.74	20,451.27	9,187.20

c. Storm Sewer Usage

Storm sewer facilities are sized based upon estimated storm flows which vary with the size of the tributary drainage area, slope, soil type, antecedent runoff condition, and impervious ground cover. In its "Urban Hydrology for Small Watersheds: TR-55" (the "TR-55 Manual"), the United States Department of Agriculture indicates average "runoff curve numbers" for purposes of measuring storm flows or runoff. The runoff curve equation estimates storm runoff given a particular volume of rainfall.

The runoff curve numbers for fully developed urban areas indicated in the TR-55 Manual vary by land use type, impervious area, and hydrologic soil group. Assuming generally uniform antecedent runoff and hydrologic soil conditions within the SSA, storm flows will tend to vary with land use and impervious area. SSA No. 2 is approved for single family residential development, with a uniform density throughout.

Multiplying the impervious ground cover factor of thirty percent (30%) for single-family residential development with an average lot size of 1/3 acre by the gross land area, excluding open space, per single family home of approximately 13,167 square feet results in an estimated impervious ground area per single family lot of 3,950 square feet. As all lots are anticipated to have approximately the same impervious area, the storm flow and therefore usage of the storm sewer system is not expected to vary in any material amount from home to home.

Total impervious ground area is shown in Table 4 below.

TABLE 4 IMPERVIOUS SQUARE FEET FOR STORM SEWER IMPROVEMENTS				
Land Use	Count	Impervious Square Feet	On-site Improvements	Off-site Improvements
SSA No. 2 Single-family	960 Units	3,950/unit	3,791,811	3,791,811
-----			-----	-----
Total for SSA No. 2			3,791,811	3,791,811

d. Outlots, Common Area, Open Space, and Clubhouse

No costs have been allocated to property on which development will not occur, such as outlots, common area, or open space, as it places an insignificant demand on and therefore, derives no material benefit from the public improvements.

Additionally, no costs have been allocated to the clubhouse and related recreation facilities. Use of the clubhouse, which will be owned by the homeowner's association, will be limited to the residents of the Clublands project. Consequently, any benefit conferred to the clubhouse will be enjoyed by the residents thereby removing the need for a separate clubhouse allocation.

3. ALLOCATED COSTS

Dividing the total costs for each respective category of improvement in Table 1 by the total applicable usage factors in Tables 2 through 4 above results in improvements costs per P.E., trip end, or impervious square foot as shown in Table 5 on the following page. Multiplying these "unit" costs by the applicable usage factor for each land use type yields the allocated public improvements costs per residential dwelling unit shown in Table 6. The amount of these improvements to be funded by SSA No. 2 is shown in Table 7.

SSA No. 2 is not anticipated to fund all the public improvements allocable thereto with bond proceeds. The portion of the on-site improvements to be financed is detailed in Table 7. All on-site improvements not funded with bond proceeds will be paid by the developer and are categorized as "Developer's Equity". As noted previously, certain off-site improvement costs, excluding recapture, will be shared with SSA No. 1. Note, the Table 7 costs are grouped in accordance with the expected phasing of bonds.

TABLE 5 SSA No. 2 (CLUBLANDS) PUBLIC IMPROVEMENT COSTS PER APPLICABLE FACTOR	
Public Improvements	Improvement Cost Per Factor
On-Site Improvements	
Sanitary Sewer	\$945.54 per P.E.
Water	\$808.56 per P.E.
Road	\$614.12 per Trip End
Storm Sewer	\$0.68 per I.S.F.
Off-Site Improvements	
Sanitary Sewer	
Mill Creek Sewer Treatment Plant for SSA No. 2	\$792.89 per P.E.
Other Sanitary Sewer for SSA No. 2	\$139.10 per P.E.
Water for SSA No. 2	\$209.06 per P.E.
Road	
SR 173 Turn Lanes & Signalization	\$20.53 per Trip End
Savage Road to SR 173	\$16.81 per Trip End
Savage Road to Township Line	\$3.89 per Trip End
Miller Road Turn Lane	\$3.59 per Trip End
Storm Sewer	\$0.06 per I.S.F.

TABLE 6 SSA No. 2 (CLUBLANDS) PUBLIC IMPROVEMENT COSTS BY DEVELOPMENT PHASE				
Public Improvements	Per Unit	Phases 1, 2, and 3	Phase 4	Total for All Development Phases
		497 units	463 units	960 units
On-Site Improvements				
Sanitary Sewer	\$3,309.38	\$1,644,759	\$1,532,241	\$3,177,000
Water	\$2,829.96	\$1,406,491	\$1,310,272	\$2,716,763
Road	\$5,877.09	\$2,920,912	\$2,721,091	\$5,642,003
Storm Sewer	\$2,667.71	\$1,325,851	\$1,235,149	\$2,561,000
<hr/>				
Total for On-site Improvements	\$14,684.13	\$7,298,013	\$6,798,753	\$14,096,766
Off-Site Improvements				
Sanitary Sewer				
Mill Creek Sewer Treatment Plant for SSA No. 2	\$2,775.11	\$1,379,230	\$1,284,877	\$2,664,107
Other Sanitary Sewer for SSA No. 2	\$486.85	\$241,963	\$225,411	\$467,374
Water for SSA No. 2	\$731.70	\$363,654	\$338,776	\$702,430
Road				
SR 173 Turn Lanes & Signalization	\$196.46	\$97,643	\$90,963	\$188,605
Savage Road to SR 173	\$160.85	\$79,945	\$74,476	\$154,421
Savage Road to Township Line	\$37.24	\$18,508	\$17,242	\$35,750
Miller Road Turn Lane	\$34.38	\$17,084	\$15,916	\$33,000
Storm Sewer	\$250.00	\$124,250	\$115,750	\$240,000
<hr/>				
Total for Off-site Improvements	\$4,672.59	\$2,322,278	\$2,163,409	\$4,485,687

TABLE 7 SSA No. 2 (CLUBLANDS) ALLOCATION OF SSA No. 2 PUBLIC IMPROVEMENT COSTS										
Public Improvement Description	Total Allocable to SSA No. 2	Bond Series 2003		Bond Series 2005			Developer's Equity	Total Allocable to SSA No. 1	Recapturable Costs	Grand Total
		Phases 1, 2, 3	Phase 4	Phases 1, 2, 3	Phase 4	Phase 4				
On-Site Improvements										
Sanitary Sewer	\$3,177,000	\$1,644,759	\$0	\$0	\$1,532,241	\$0	\$0	NA	NA	\$3,177,000
Water	\$2,716,763	\$1,406,491	\$0	\$0	\$1,310,272	\$0	\$0	NA	NA	\$2,716,763
Road	\$5,642,003	\$2,775,893	\$0	\$0	\$2,271,633	\$0	\$594,477	NA	NA	\$5,642,003
Storm Sewer	\$2,561,000	\$1,325,851	\$0	\$0	\$1,235,149	\$0	\$0	NA	NA	\$2,561,000
Total On-Site Improvement Costs	\$14,096,766	\$7,152,995	\$0	\$0	\$6,349,295	\$0	\$594,477	NA	NA	\$14,096,766
Off-Site Improvements										
Sanitary Sewer	\$2,196,733	\$1,137,267	\$1,059,466	\$0	\$0	\$0	\$0	NA	NA	\$2,196,733
Mill Creek Sewer Treatment Plant for SSA No. 2	\$467,374	\$241,963	\$225,411	\$0	\$0	\$0	\$0	\$296,871	\$823,302	\$1,587,547
Other Sanitary Sewer for SSA No. 2	\$702,430	\$363,654	\$338,776	\$0	\$0	\$0	\$0	\$249,219	\$629,889	\$1,581,338
Water for SSA No. 2										
Road	\$90,963	\$0	\$0	\$0	\$90,963	\$0	\$97,643	\$321,395	NA	\$510,000
SR 173 Turn Lanes & Signalization	\$74,476	\$0	\$0	\$0	\$74,476	\$0	\$79,945	\$189,329	NA	\$343,750
Savage Road to SR 173	\$17,242	\$0	\$0	\$0	\$17,242	\$0	\$18,508	\$0	NA	\$35,750
Savage Road to Township Line	\$35,750	\$0	\$0	\$0	\$0	\$0	\$17,084	\$0	NA	\$33,000
Miller Road Turn Lane	\$15,916	\$0	\$0	\$0	\$15,916	\$0	\$124,250	NA	NA	\$240,000
Storm Sewer	\$115,750	\$0	\$0	\$0	\$115,750	\$0	\$0			
Total Off-Site Improvement Costs	\$3,680,883	\$1,742,884	\$1,623,653	\$0	\$314,346	\$0	\$337,430	\$1,056,814	\$1,452,991	\$6,528,118
Total Public Improvement Costs	\$18,115,079	\$8,895,879	\$1,623,653	\$0	\$6,663,641	\$0	\$931,907	\$1,056,814	\$1,452,991	\$20,624,884
Total Applicable Units	960	960								
Total Cost Per Lot	\$18,870	\$17,899								

D. ALTERNATIVES, MODIFICATIONS, AND/OR SUBSTITUTIONS

The description of the public improvements, as set forth herein, are general in nature. The final description, specifications, location, and costs of improvements and facilities will be determined upon the preparation of final plans and specifications and completion of the improvements. The final plans may show substitutes, in lieu or modifications to the proposed special services in order to accomplish the works of improvements, and any substitution, increase, or decrease to the amount of public improvements financed shall not be a change or modification in the proceedings as long as the total improvement costs actually funded, when allocated on a per dwelling unit basis, is equivalent for each single-family home within SSA No. 2.

IV. BONDED INDEBTEDNESS

It is anticipated that the public improvements will be financed through the issuance of two series of bonds. Total authorized bonded indebtedness is \$30,000,000. Bonds in the approximate amount of \$13,885,000 and \$8,780,000 are anticipated to be issued in May 2003 and March 2005, respectively. Issuance costs are estimated to be approximately four percent of the principal amount of the bonds. Each bond issue is estimated to include a reserve fund equal to approximately ten percent of the original principal amount of the bonds and approximately two years of capitalized interest. The term of the bonds is expected to range from 28 to 30 years, with principal amortized over a period of approximately 25 to 27 years. Annual debt service payments will increase approximately 1.50% annually. Pursuant to the Bond Ordinance, special taxes have been levied assuming \$22,570,000 of principal at an average coupon rate of 6.875%.

The final sizing of the bonds may be modified as appropriate to meet the objectives of the financing and prevailing bond market conditions. These modifications may include, but are not limited to, changes in the following:

- Bond timing, phasing, and/or escrows;
- Capitalized interest period;
- Principal amortization (i.e., bond term and annual debt service payment);
- Reserve fund size and form; and
- Coupon rates.

Therefore, the actual bonded indebtedness, and consequently the amount of public improvements financed by SSA No. 2, may increase or decrease depending upon these variables.

V. DETERMINATION OF SPECIAL TAXES

A. MAXIMUM ANNUAL SPECIAL TAXES

The maximum annual special taxes are a function of the cost allocation shown in Table 7 and the aggregate special taxes required to pay interest and principal on the bonds and administrative expenses, as well as provide funds to replenish the

reserve fund and/or mitigate delinquent special taxes. Expressed in percentage terms, interest and principal payments and administrative expenses less the investment earnings on the reserve fund are projected to average ninety-one percent (91.0%) of maximum annual special taxes, and the special taxes available to mitigate delinquencies are estimated to average nine percent (9.0%). Since the funded special services costs per dwelling unit is the same for all single-family homes, the maximum annual special tax is also the same for each home. The derivation of the maximum annual special tax is shown in Table 8 below.

TABLE 8 MAXIMUM ANNUAL SPECIAL TAXES (2004 LEVY YEAR/COLLECTED 2005)	
Required Maximum Annual Special Taxes	\$1,710,000
Single Family Homes	960
Maximum Annual Special Tax/Single Family Home	\$1,781.25

The required maximum annual special taxes are based upon the bond assumptions set forth in Section IV above and an assumption of an average coupon rate of 6.75%. The maximum annual special tax per single family home is simply computed by dividing the required maximum annual special taxes by the number of single-family homes. Therefore, the special taxes are proportional to the cost of the public improvements and bear a rational relationship to the benefit that each property receives therefrom.

Note, that while the annual increase in the maximum annual special tax is limited to one and one-half percent (1.50%), which is consistent with the anticipated graduated payment schedule for interest and principal on the bonds, the percentage annual change in the actual special tax collected may be greater depending upon actual special tax receipts, capitalized interest, investment earnings, and administrative expenses.

B. APPORTIONMENT AND ABATEMENT METHODOLOGY

1. DEVELOPED AND UNDEVELOPED PROPERTY

Benefit will be conferred in increments or phases, in accordance with the two series of bonds. The entire SSA will be benefited by the off-site improvements funded from the first series of bonds. However, the on-site improvements will benefit those subdivisions which are the first to be developed. Therefore, two classes of property have been established to reflect the different levels of benefit conferred prior to the second series of bonds.

Property for which a final plat has been recorded with the County of Lake and in which at least one building permit has been issued will be classified as "Developed Property." All other property that is subject to the special tax will be classified as "Undeveloped Property." Following the issuance

of the second series of bonds and the expenditure of all capitalized interest applicable thereto, the public improvement costs will be uniformly distributed and this distinction will no longer be necessary.

2. ABATEMENT METHODOLOGY

Each year, on or before the last Tuesday of December, a determination will be made as to the interest and principal payable on the bonds for the ensuing bond year, projected administrative expenses, and an allowance for delinquent special taxes. In the aggregate, the difference between the maximum annual special taxes and the sum of the preceding amounts will be abated. However, the abatement procedure set forth in Rate and Method of Levying Special Taxes ("RML") is designed to reflect the composition of the special tax as well as the different levels of benefit described in Section V.B.1 above.

First, up to nine percent (9.0%) of the special tax for both Developed Property and Undeveloped Property is abated Second, up to the remaining ninety-one percent (91.0%) of the special tax for Undeveloped Property is abated Third, up to the remaining ninety-one percent (91.0%) of the special tax for Developed Property is abated. Again, the special tax that will be collected after the abatement procedure is completed will equal the estimated interest and principal on the bonds, administrative expenses, and delinquent special taxes.

The end result is that (i) both Developed Property and Undeveloped Property share in the obligation to mitigate the impact of delinquent special taxes and (ii) the special tax collected from lots in developing subdivisions is commensurate with the total improvement costs to be funded by the SSA as set forth in Table 7, while the special tax for the remaining property reflects the reduced benefit attributable thereto pending the sale of the second series of bonds.

For further details, please see Exhibit A attached hereto.

K:\Clients2\Antioch\Clublands SSA\RMA and SSA Report\Clublands SSA RPT 7.doc

EXHIBIT A

RATE AND METHOD OF LEVYING SPECIAL TAXES

**VILLAGE OF ANTIOCH
SPECIAL SERVICE AREA NUMBER TWO
(CLUBLANDS)**

RATE AND METHOD OF LEVYING SPECIAL TAXES

A Special Tax shall be extended and collected in the Village of Antioch Special Service Area Number Two (Clublands) ("SSA No. 2") each Calendar Year, in an amount determined by the Village of Antioch or its designee through the application of the procedures described below. All of the real property in SSA No. 2, unless exempted by the provisions hereof, shall be taxed for the purposes, to the extent and in the manner herein provided.

A. DEFINITIONS

The terms used herein shall have the following meanings:

"Act" means the Special Service Area Tax Act, being 35 ILCS 200/27-5 et seq., as amended.

"Administrative Expenses" means the following actual or reasonably estimated costs permitted in accordance with the Act and directly related to the administration of SSA No. 2 and the Bonds as determined by the Village or its designee: the costs of computing the Special Taxes and of preparing the amended Special Tax Roll (whether by the Village or designee thereof or both); the costs of collecting the Special Taxes (whether by the Village, the County, or otherwise); the costs of remitting the Special Taxes to the fiscal agent and/or trustee for any Bonds; the costs of the fiscal agent and/or trustee (including its legal counsel) in the discharge of the duties required of it under any fiscal agent and/or trustee agreement; the costs of the Village or designee in computing the amount of rebatable arbitrage, if any; the costs of the Village or designee in complying with the disclosure requirements of applicable federal and state securities laws and of the Act, including, but not limited to, public inquiries regarding the Special Taxes; the costs associated with the release of funds from any escrow account or funds held pursuant to the Bond Indenture; and any termination payments owed by the Village in connection with any guaranteed investment contract, forward purchase agreement, or other investment of funds held under the Bond Indenture. Administrative Expenses shall also include amounts advanced by the Village for any administrative purpose of SSA No. 2 including the costs of computing Special Tax Bond Prepayment amounts, recording of lien satisfaction or other notices related to a Special Tax Bond Prepayment or Mandatory Special Tax Prepayment, discharge or satisfaction of Special Taxes; and the costs of commencing and pursuing to completion any foreclosure action arising from and pursuing the collection of delinquent Special Taxes and the reasonable fees of legal counsel to the Village incurred in connection with all of the foregoing.

"Administrator" means the designee of the Village responsible for determining the Special Taxes and providing for the imposition and collection of the Special Taxes, continuing disclosure, and any other administrative efforts related to SSA No. 2.

"Association Property" means any property within the boundaries of SSA No. 2 owned by, dedicated to, or conveyed to a property owner association, including any master or sub-association, which may include outlots, parks, open space, and/or wetlands but not Single-family Property.

"Board" means the President and Board of Trustees of the Village of Antioch, having jurisdiction over SSA No. 2.

"Bond Indenture" means the trust indenture and any supplemental indentures between the Village and the trustee named therein authorizing the issuance of the Bonds.

"Bonds" means any bonds or other debt, including refunding bonds, whether in one or more series, issued by the Village and secured by the Maximum Parcel Special Tax for SSA No. 2, the proceeds of which will be used to finance inter alia, all or a portion of the public improvements.

"Cadastral Map" means an official map of the County GIS and Mapping Division or other authorized County official designating parcels by permanent index number.

"Calendar Year" means the twelve-month period starting January 1 and ending December 31.

"County" means the County of Lake, Illinois.

"Developed Property" means (i) prior to the issuance of the Second Series and the expenditure of capitalized interest attributable thereto all Single-family Property located in a Final Plat for which the initial building permit for residential construction within such Final Plat has been issued as of the September 30 preceding the Calendar Year in which the Special Tax is being collected and (ii) after the issuance of the Second Series and the expenditure of capitalized interest attributable thereto all Single-family Property.

"Final Plat" means a final plat of subdivision approved by the Village and recorded with the County.

"First Series" means the first series of Bonds issued for SSA No. 2.

"Maximum Parcel Special Tax" means the maximum Special Tax, determined in accordance with Section B that can be collected by the Village in any Calendar Year on any Parcel.

"Maximum SSA Special Taxes" means the aggregate Maximum Parcel Special Taxes, determined in accordance with Sections B and C that can be collected by the Village in any Calendar Year.

"Parcel" means a lot or parcel within the boundaries of SSA No. 2 shown on a Cadastral Map and assigned a permanent index number by the office of the County Assessor or other authorized County official.

"Preliminary Plat" means the preliminary subdivision plat for Clublands approved by the Village, as may be amended.

"Public Property" means property within the boundaries of SSA No. 2 owned by, irrevocably offered, dedicated or conveyed to, or for which an easement for purposes of public street right-of-way has been granted to the federal government, the State of Illinois, the Village of Antioch or any local government or other public agency.

"Second Series" means the second series of Bonds issued for SSA No. 2 (exclusive of any refunding Bonds).

"Single-family Property" means all property within the boundaries of SSA No. 2 on which single-family homes have been, may be, or are anticipated to be constructed as determined from the Preliminary Plat, or any Final Plat, as applicable.

"Special Tax" means the special tax to be collected in each Calendar Year on each Parcel to fund the Special Tax Requirement.

"Special Tax Bond Prepayment" means that amount required to prepay the Maximum Parcel Special Tax computed pursuant to Section G.

"Special Tax Requirement" means that amount determined by the Village or its designee as required in any Calendar Year to pay: (1) the Administrative Expenses, (2) debt service on any Bonds, (3) any amount required to replenish any reserve fund established in connection with such Bonds, (4) the costs of credit enhancement and fees for instruments that serve as the basis of a reserve fund in lieu of cash related to any such Bonds and less (5) available funds as directed under the Bond Indenture.

"Special Tax Roll" means the Special Tax Roll included herein as Exhibit 1, as may be amended pursuant to Section C.

"Village" means the Village of Antioch, Illinois.

"Undeveloped Property" means all Single-family Property not classified as Developed Property.

B. CLASSIFICATION OF PROPERTY

On or before the last Tuesday of each Calendar Year, each Parcel shall be classified as Association Property, Public Property, or Single-family Property. The foregoing classifications shall be based on the Preliminary Plat or Final Plat, whichever is most recent

as of the September 30 preceding the Calendar Year for which the Special Tax is being collected. The classification to which each Parcel is assigned shall be fixed upon the recordation of the Final Plat from which such Parcel was established.

C. MAXIMUM PARCEL SPECIAL TAX

1. Single-family Property, Association Property, and Public Property

The Maximum Parcel Special Tax for Single-family Property, Association Property, and Public Property that has been levied in Calendar Year 2004 and which may be collected in Calendar Year 2005 is shown in Table 1 below.

TABLE 1 LEVIED CALENDAR YEAR 2004 MAXIMUM PARCEL SPECIAL TAX AMOUNTS	
Classification	Maximum Parcel Special Tax
Single-family Property	\$1,781.25/lot or dwelling unit
Association Property	\$0.00/Parcel
Public Property	\$0.00/Parcel

The Maximum Parcel Special Tax for a Parcel of Single-family Property which is not located within a Final Plat shall be calculated by multiplying the number of expected single-family lots or dwelling units for such Parcel, as determined from the Preliminary Plat in effect as of September 30 preceding the Calendar Year for which the Special Tax is being collected, by the corresponding Maximum Parcel Special Tax per lot or dwelling unit determined pursuant to Table 1 above, as increased in accordance with the Section C.2 below.

2. Escalation

The Maximum Parcel Special Tax that has been levied in each subsequent Calendar Year thereafter, commencing with Calendar Year 2005, is one and one-half percent (1.50%) greater than the Maximum Parcel Special Tax for the preceding Calendar Year rounded up to the nearest dollar.

3. Maximum Parcel Special Taxes

The Maximum SSA Special Taxes shall not exceed \$2,556,108.30. The Special Tax Bond Prepayment amount and Mandatory Special Tax Prepayment amounts shall not exceed the Principal plus any Premium, Defeasance, and Fees as such terms are defined in Section G.

4. Special Tax Roll Amendment

Each Calendar Year, in conjunction with the abatement ordinance adopted by the Village, the Board shall amend the Special Tax Roll to reflect the Maximum Parcel Special Tax applicable to any new Parcels established by the County. The amended Special Tax Roll shall be recorded with the County.

D. METHOD OF ABATING THE SPECIAL TAX

On or before the last Tuesday of December of each Calendar Year, commencing with Calendar Year 2004 and for each following Calendar Year, the Village or its designee shall determine the Special Tax Requirement and the Maximum Parcel Special Tax authorized by the ordinance providing for the issuance of the Bonds shall be abated as follows:

First: The Maximum Parcel Special Tax shall be abated in equal percentages on each Parcel of Developed Property and Undeveloped Property up to nine percent (9.00%) of the applicable Maximum Parcel Special Tax until the amount remaining equals the Special Tax Requirement;

Second: If the remaining Maximum Parcel Special Taxes levied is greater than the Special Tax Requirement, then the Maximum Parcel Special Tax shall be abated in equal percentages on each Parcel of Undeveloped Property up to one hundred percent (100%) of the applicable Maximum Parcel Special Tax until the amount remaining equals the Special Tax Requirement; and

Third: If the remaining Maximum Parcel Special Taxes levied is greater than the Special Tax Requirement, then the Special Tax shall be abated in equal percentages on each Parcel of Developed Property up to one hundred percent (100%) of the applicable Maximum Parcel Special Tax until the amount remaining equals the Special Tax Requirement.

Abated in equal percentages means that the amount abated for each Parcel, computed as a percentage of its applicable Maximum Parcel Special Tax, is the same. The Maximum Parcel Special Tax is sized to cover a delinquency rate of approximately nine percent (9%).

E. MANNER OF COLLECTION

The Special Tax will be billed and collected by the County in the same manner and at the same time as general ad valorem property taxes. The lien and foreclosure remedies provided for in Article 9 of the Illinois Municipal Code shall apply upon the nonpayment of the Special Tax. The Board may provide for other means of collecting the Special Tax, if necessary to meet the financial obligations of SSA No. 2.

1. Administrative Review

Any owner of a Parcel claiming that a calculation error has been made in the amount of the Special Tax applicable to such Parcel for any Calendar Year may send a written notice describing the error to the Administrator not later than thirty (30) days after having paid the Special Tax which is alleged to be in error. The Administrator shall promptly review the notice, and if necessary, meet with the property owner, consider written and oral evidence regarding the alleged error, and decide whether, in fact, such an error occurred. If the Administrator determines that an error did in fact occur and the Special Tax should be modified or changed in favor of the property owner, an adjustment shall be made in the amount of the Special Tax applicable to such Parcel in the next Calendar Year. Cash refunds shall only be made in the final Calendar Year for the Special Tax). The decision of the Administrator regarding any error in respect to the Special Tax shall be final.

F. TERM

The Maximum Parcel Special Tax is not levied after Calendar Year 2031 (to be collected in Calendar Year 2032).

G. OPTIONAL PREPAYMENT

The Maximum Parcel Special Tax for any Parcel may be prepaid and the obligation of the Parcel to pay the Maximum Parcel Special Tax permanently satisfied as described herein, provided that a prepayment may be made only if there are no delinquent Special Taxes with respect to such Parcel at the time of prepayment. An owner of a Parcel intending to prepay the Maximum Parcel Special Tax shall provide the Village with written notice of intent to prepay. Within 30 days of receipt of such written notice, the Village or its designee shall notify such owner of the Special Tax Bond Prepayment for such Parcel and the date through which the amount any such prepayment shall be valid.

1. Special Tax Bond Prepayment Prior to the Issuance of Bonds

The Special Tax Bond Prepayment for a Parcel of Single-family Property prior to the issuance of any Bonds shall equal \$17,899 per single-family lot or dwelling unit, subject to changes as described in Section D of the Special Tax Roll and Report for SSA No. 2. If at the time of the prepayment, the Parcel intending to prepay is not located within a Final Plat, the prepayment amount shall be calculated by multiplying the number of expected single-family lots or dwelling units for such Parcel as shown on the Preliminary Plat by the preceding Special Tax Bond Prepayment per lot or dwelling unit.

2. Special Tax Bond Prepayment After First Series but Prior to Second Series

The Special Tax Bond Prepayment for a Parcel of Single-family Property after the First Series but prior to the Second Series shall equal the net present value of the

remaining Maximum Parcel Special Taxes that have been levied for such Parcel, but not collected, less any Reserve Fund Credit as such term is defined in Section G.3 below. The present value of the remaining Maximum Parcel Special Taxes shall be computed using as the discount rate the yield on the outstanding Bonds. The Maximum Parcel Special Taxes shall be present valued to the later of the year in which the prepayment is made or the year in which all capitalized interest will be expended. If at the time of the prepayment, the Parcel intending to prepay is not located within a Final Plat, the prepayment amount shall be calculated by multiplying the number of expected single-family lots or dwelling units for such Parcel as shown on the Preliminary Plat by the corresponding prepayment amount per single-family lot or dwelling unit.

3. **Special Tax Bond Prepayment Subsequent to the Second Series**

Subsequent to the issuance of the Second Series, the Special Tax Bond Prepayment for a Parcel means an amount equal to (a) the sum of (1) Principal, (2) Premium, (3) Defeasance, and (4) Fees and (b) minus the Reserve Fund Credit, where the terms "Principal," "Premium," "Defeasance," "Fees," and "Reserve Fund Credit" have the following meanings:

"Principal" means the principal amount of Bonds to be redeemed and equals the quotient derived by dividing (a) the then applicable Maximum Parcel Special Tax for the Parcel intending to prepay by (b) the corresponding aggregate Maximum Parcel Special Taxes for SSA No. 2, (and excluding from (b) that portion of the Maximum Parcel Special Tax for any Parcel(s) that has been prepaid), and multiplying the quotient by the principal amount of outstanding Bonds.

"Premium" means an amount equal to the Principal multiplied by the applicable redemption premium, if any, for any Bonds so redeemed with the proceeds of any such prepayment. Any applicable redemption premium shall be as set forth in the Bond Indenture.

"Defeasance" means the amount needed to pay interest on the Principal to be redeemed until the earliest redemption date for the outstanding Bonds less for any Special Tax heretofore paid and which is not needed to pay Administrative Expenses nor has been used for the Special Tax Requirement.

"Fees" equal the expenses of SSA No. 2 associated with the Special Tax Bond Prepayment as calculated by the Village or its designee and include, but are not limited to, the costs of computing the Special Tax Bond Prepayment, the costs of redeeming the Bonds, and the costs of recording and publishing any notices to evidence the Special Tax Bond Prepayment and the redemption of Bonds.

"Reserve Fund Credit" shall equal the lesser of (i) the expected reduction in the applicable Reserve Requirement (as defined in the Bond Indenture), if

any, following the redemption of Bonds from proceeds of the Special Tax Bond Prepayment or (ii) the amount derived by subtracting the new Reserve Requirement in effect after the redemption of Bonds from proceeds of the Special Tax Bond Prepayment from the balance in the Reserve Fund (as defined in the Bond Indenture) on the prepayment date, but in no event shall such amount be less than zero. Reserve Fund earnings to be applied toward the Special Tax Requirement shall not be considered when computing the Reserve Fund Credit.

The Maximum Parcel Special Tax may also be prepaid in part, provided that proceeds for any such prepayment are sufficient to permit the redemption of Bonds in such amounts and maturities deemed necessary by the Administrator and in accordance with the Bond Indenture. The amount of any partial Special Tax Bond Prepayment shall be computed pursuant to the appropriate preceding section substituting the portion of the Maximum Parcel Special Tax to be prepaid for the Maximum Parcel Special Tax when computing Principal.

The sum of the amounts calculated in Section G.1 shall be paid to the Village, deposited with the trustee, and used to pay for public improvements in accordance with the Bond Indenture and to pay the Fees associated with the Special Tax Bond Prepayment. The sum of the amounts calculated in the Sections G.2 and G.3 shall be paid to the Village, deposited with the trustee, and used to pay and redeem Bonds in accordance with the Bond Indenture and to pay the Fees associated with the Special Tax Bond Prepayment. Upon the payment of the Special Tax Bond Prepayment amount to the Village, the obligation to pay the portion of the Maximum Parcel Special Tax which is prepaid for such Parcel shall be deemed to be permanently satisfied, such portion of the Maximum Parcel Special Tax shall not be collected thereafter from such Parcel, and in the event the entire Maximum Parcel Special Tax is prepaid the Administrator shall cause a satisfaction of special tax lien for such Parcel to be recorded within 30 working days of receipt of the Special Tax Bond Prepayment.

H. MANDATORY SPECIAL TAX PREPAYMENT

If at any time the Administrator determines that there has been or will be a reduction in the Maximum SSA Special Taxes as a result of an amendment to the Preliminary Plat, Final Plat, or other event which reduces the expected number of single-family lots or dwelling units (i.e., 960), then a mandatory prepayment of the Maximum Parcel Special Tax (the "Mandatory Special Tax Prepayment") corresponding to such reduction shall be calculated. The Mandatory Special Tax Prepayment amount will be calculated using the prepayment formula described in Section G, as applicable, with the following modifications:

The amount by which the Maximum SSA Special Taxes have been reduced shall serve as the numerator when computing Principal; and

No Reserve Fund Credit shall be given.

The Mandatory Special Tax Prepayment shall be due prior to any development approval, subdivision of land, conveyance, or other action that results in a reduction in the Maximum SSA Special Taxes. The Mandatory Special Tax Prepayment shall be levied against the

property on which the reduction has or will occur. The Mandatory Special Tax Prepayment shall have the same sale and lien priorities as are provided for regular property taxes. A Mandatory Special Tax Prepayment shall not reduce the Maximum Parcel Special Tax for any Parcel. The amount of any Mandatory Special Tax Prepayment shall not exceed the Principal plus any Premium, Defeasance, and Fees as such terms are defined in Section G.

I. AMENDMENTS

This Rate and Method of Levying Special Taxes may be amended by ordinance of the Village and, to the maximum extent permitted by the Act, such amendments may be made without further notice under the Act and without notice to owners of property within SSA No. 2 in order to (i) clarify or correct minor inconsistencies in the matters set forth herein, (ii) provide for lawful procedures for the collection and enforcement of the Special Tax so as to assure the efficient collection of the Special Tax for the benefit of the owners of the Bonds, (iii) otherwise improve the ability of the Village to fulfill its obligations to levy, extend, and collect the Special Tax and to make it available for the payment of the Bonds and Administrative Expenses, and (iv) make any change deemed necessary or advisable by the Village, provided such change is not detrimental to the owners of property subject to the Maximum Parcel Special Tax. No such amendment shall be approved by the Board if it violates any other agreement binding upon the Village and unless and until it has (i) found and determined that the amendment is necessary and appropriate and does not materially adversely affect the rights of the owners of the Bonds or the Village has obtained the consent of one hundred percent (100.00%) of the owners of the Bonds and (ii) received an opinion of a nationally recognized bond counsel to the effect that the amendment does not violate the Act, and is authorized pursuant to the terms of the Bond Indenture and this Rate and Method of Levying Special Taxes.

K:\Clients2\Antioch\Clublands SSA\RMA and SSA Report\Clublands RMA 5.doc

EXHIBIT 1

SPECIAL TAX ROLL

SSA No. 2 OF THE VILLAGE OF ANITIOCH

CLUBLANDS

SPECIAL TAX ROLL (LEVY YEAR 2004 THROUGH LEVY YEAR 2031)

Levy Year	Maximum Parcel Special Tax Per Lot	Permanent Index Number										GRAND TOTAL
		02-22-200-004	02-22-200-007	02-22-200-009	02-22-400-002	02-23-300-001	02-23-300-002	02-23-300-003	02-23-400-001			
		82	383	133	42	133	5	141	41			
2004	\$1,781.25	\$146,062.50	\$682,218.75	\$236,906.25	\$74,812.50	\$236,906.25	\$8,906.25	\$251,156.25	\$73,031.25	\$1,710,000.00		
2005	\$1,807.97	\$148,253.44	\$692,452.03	\$240,459.84	\$75,934.69	\$240,459.84	\$9,039.84	\$254,923.59	\$74,126.72	\$1,735,650.00		
2006	\$1,835.09	\$150,477.24	\$702,838.81	\$244,066.74	\$77,073.71	\$244,066.74	\$9,175.44	\$258,747.45	\$75,238.62	\$1,761,684.75		
2007	\$1,862.61	\$152,734.40	\$713,381.39	\$247,727.74	\$78,229.81	\$247,727.74	\$9,313.07	\$262,628.66	\$76,367.20	\$1,788,110.02		
2008	\$1,890.55	\$155,025.41	\$724,082.11	\$251,443.66	\$79,403.26	\$251,443.66	\$9,452.77	\$266,568.09	\$77,512.71	\$1,814,931.67		
2009	\$1,918.91	\$157,350.79	\$734,943.35	\$255,215.31	\$80,594.31	\$255,215.31	\$9,594.56	\$270,566.61	\$78,675.40	\$1,842,155.65		
2010	\$1,947.70	\$159,711.06	\$745,967.50	\$259,043.54	\$81,803.22	\$259,043.54	\$9,738.48	\$274,625.11	\$79,855.53	\$1,869,787.98		
2011	\$1,976.91	\$162,106.72	\$757,157.01	\$262,929.20	\$83,030.27	\$262,929.20	\$9,884.56	\$278,744.49	\$81,053.36	\$1,897,834.80		
2012	\$2,006.56	\$164,538.32	\$768,514.36	\$266,873.13	\$84,275.73	\$266,873.13	\$10,032.82	\$282,925.65	\$82,269.16	\$1,926,302.32		
2013	\$2,036.66	\$167,006.40	\$780,042.08	\$270,876.23	\$85,539.86	\$270,876.23	\$10,183.32	\$287,169.54	\$83,503.20	\$1,955,196.86		
2014	\$2,067.21	\$169,511.49	\$791,742.71	\$274,939.37	\$86,822.96	\$274,939.37	\$10,336.07	\$291,477.08	\$84,755.75	\$1,984,524.81		
2015	\$2,098.22	\$172,054.17	\$803,618.85	\$279,063.47	\$88,125.30	\$279,063.47	\$10,491.11	\$295,849.24	\$86,027.08	\$2,014,292.68		
2016	\$2,129.69	\$174,634.98	\$815,673.13	\$283,249.42	\$89,447.18	\$283,249.42	\$10,648.47	\$300,286.98	\$87,317.49	\$2,044,507.07		
2017	\$2,161.64	\$177,254.50	\$827,908.23	\$287,498.16	\$90,788.89	\$287,498.16	\$10,808.20	\$304,791.28	\$88,627.25	\$2,075,174.68		
2018	\$2,194.06	\$179,913.32	\$840,326.85	\$291,810.63	\$92,150.73	\$291,810.63	\$10,970.32	\$309,363.15	\$89,956.66	\$2,106,302.30		
2019	\$2,226.98	\$182,612.02	\$852,931.76	\$296,187.79	\$93,532.99	\$296,187.79	\$11,134.88	\$314,003.60	\$91,306.01	\$2,137,896.83		
2020	\$2,260.38	\$185,351.20	\$865,725.73	\$300,630.61	\$94,935.98	\$300,630.61	\$11,301.90	\$318,713.65	\$92,675.60	\$2,169,965.29		
2021	\$2,294.29	\$188,131.47	\$878,711.62	\$305,140.07	\$96,360.02	\$305,140.07	\$11,471.43	\$323,494.36	\$94,065.73	\$2,202,514.77		
2022	\$2,328.70	\$190,953.44	\$891,892.29	\$309,717.17	\$97,805.42	\$309,717.17	\$11,643.50	\$328,346.77	\$95,476.72	\$2,235,552.49		
2023	\$2,363.63	\$193,817.74	\$905,270.68	\$314,362.93	\$99,272.50	\$314,362.93	\$11,818.16	\$333,271.97	\$96,908.87	\$2,269,085.77		
2024	\$2,399.09	\$196,725.01	\$918,849.74	\$319,078.37	\$100,761.59	\$319,078.37	\$11,995.43	\$338,271.05	\$98,362.50	\$2,303,122.06		
2025	\$2,435.07	\$199,675.88	\$932,632.49	\$323,864.54	\$102,273.01	\$323,864.54	\$12,175.36	\$343,345.12	\$99,837.94	\$2,337,668.89		
2026	\$2,471.60	\$202,671.02	\$946,621.97	\$328,722.51	\$103,807.11	\$328,722.51	\$12,357.99	\$348,495.30	\$101,335.51	\$2,372,733.93		
2027	\$2,508.67	\$205,711.09	\$960,821.30	\$333,653.35	\$105,364.22	\$333,653.35	\$12,543.36	\$353,722.72	\$102,855.54	\$2,408,324.93		
2028	\$2,546.30	\$208,796.75	\$975,233.62	\$338,658.15	\$106,944.68	\$338,658.15	\$12,731.51	\$359,028.57	\$104,398.38	\$2,444,449.81		
2029	\$2,584.50	\$211,928.71	\$989,862.13	\$343,738.02	\$108,548.85	\$343,738.02	\$12,922.48	\$364,413.99	\$105,964.35	\$2,481,116.56		
2030	\$2,623.26	\$215,107.64	\$1,004,710.06	\$348,894.09	\$110,177.08	\$348,894.09	\$13,116.32	\$369,880.20	\$107,553.82	\$2,518,333.30		
2031	\$2,662.61	\$218,334.25	\$1,019,780.71	\$354,127.50	\$111,829.74	\$354,127.50	\$13,313.06	\$375,428.41	\$109,167.13	\$2,556,108.30		

EXHIBIT D

Village of Antioch SSA No. 2

Funds and Accounts

**SPECIAL SERVICE AREA No. 2
OF THE VILLAGE OF ANTIOCH
SPECIAL TAX BONDS, SERIES 2003
FUNDS AND ACCOUNTS**

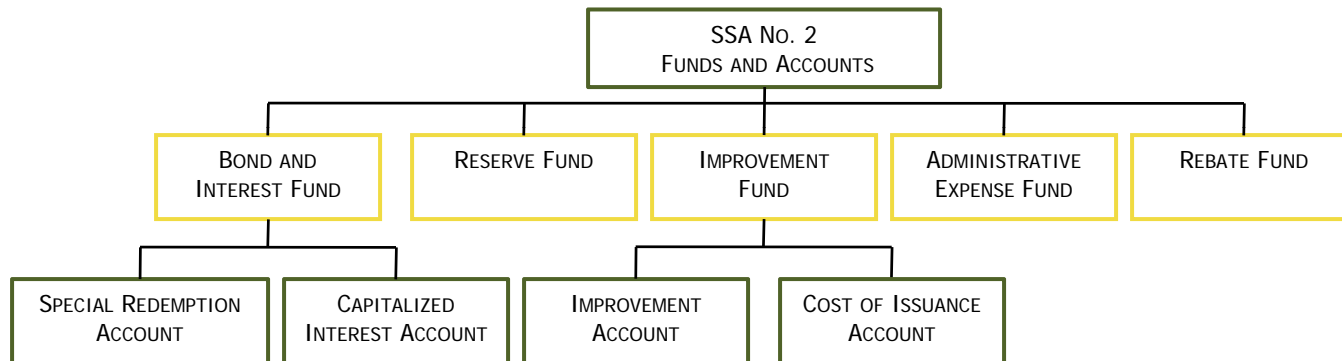
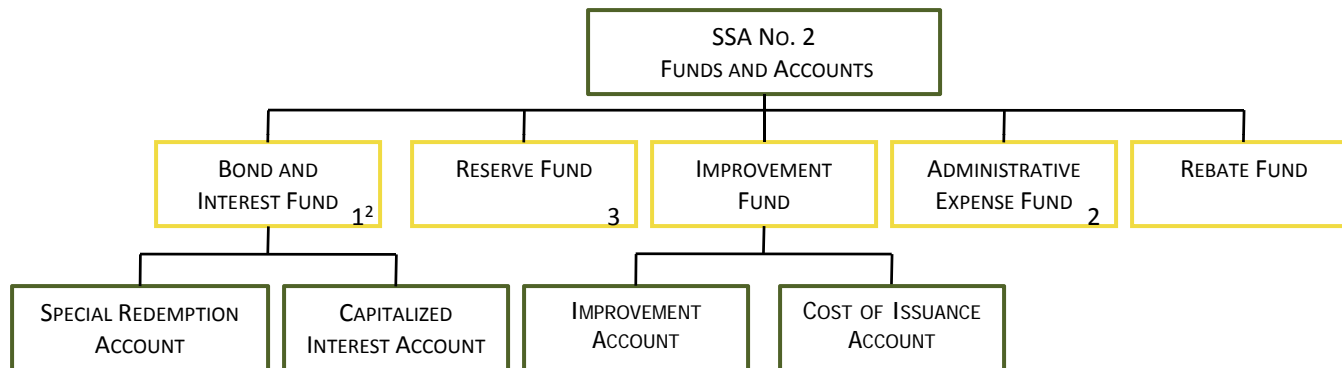


EXHIBIT E

Village of Antioch SSA No. 2

Application of Special Tax

SPECIAL SERVICE AREA No. 2 OF THE VILLAGE OF ANTIOCH SPECIAL TAX BONDS, SERIES 2003 APPLICATION OF SPECIAL TAX¹



¹Special Tax applied in sequence indicated.

²In an amount sufficient to pay interest and principal on the Bonds.

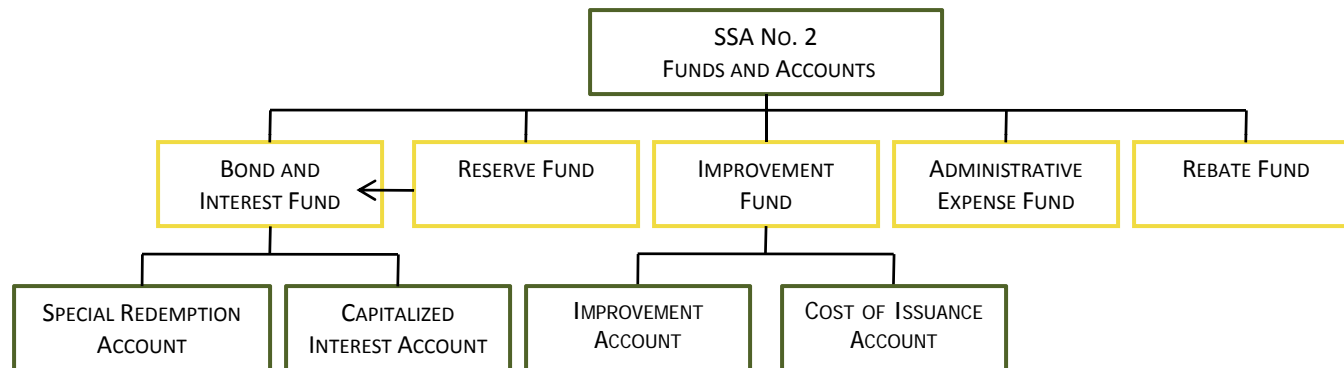


EXHIBIT F

Village of Antioch SSA No. 2

Application of Earnings

SPECIAL SERVICE AREA No. 2 OF THE VILLAGE OF ANTIOCH SPECIAL TAX BONDS, SERIES 2003 APPLICATION OF EARNINGS¹



¹ Earnings remain in fund or account from which they accrued unless otherwise indicated.



EXHIBIT G

Village of Antioch SSA No. 2

Monthly Sources and Uses of Funds

Village of Antioch Special Service Area No. 2
Clublands - Series 2003
October 2010

	ADMINISTRATIVE EXPENSE FUND	IMPROVEMENT FUND	COST OF ISSUANCE ACCOUNT	BOND & INTEREST FUND	PREPAID FEES ACCOUNT	CAPITALIZED INTEREST ACCOUNT	RESERVE FUND	REBATE FUND	SPECIAL REDEMPTION ACCOUNT	TOTAL
BEGINNING BALANCE	\$212,774	\$321,090	\$0	\$895,939	\$0	\$0	\$1,372,009	\$0	\$76	\$2,801,888
SOURCES OF FUNDS										
SPECIAL TAX RECEIPTS	\$0	\$0	\$0	\$5,414	\$0	\$0	\$0	\$0	\$0	\$5,414
INVESTMENT AGREEMENT EARNINGS	\$0	\$0	\$0	\$0	\$0	\$0	\$0	\$0	\$0	\$0
OTHER INVESTMENT EARNINGS	\$1	\$2	\$0	\$5	\$0	\$0	\$9	\$0	\$0	\$17
MISCELLANEOUS	\$0	\$0	\$0	\$0	\$0	\$0	\$0	\$0	\$0	\$0
TOTAL SOURCES	\$1	\$2	\$0	\$5,419	\$0	\$0	\$9	\$0	\$0	\$5,432
USES OF FUNDS										
INTEREST PAYMENTS	\$0	\$0	\$0	\$0	\$0	\$0	\$0	\$0	\$0	\$0
PRINCIPAL PAYMENTS	\$0	\$0	\$0	\$0	\$0	\$0	\$0	\$0	\$0	\$0
PUBLIC IMPROVEMENTS	\$0	\$0	\$0	\$0	\$0	\$0	\$0	\$0	\$0	\$0
PROFESSIONAL SERVICES	(\$6,302)	\$0	\$0	\$0	\$0	\$0	\$0	\$0	\$0	(\$6,302)
MISCELLANEOUS	\$0	\$0	\$0	\$0	\$0	\$0	\$0	\$0	\$0	\$0
TOTAL USES	(\$6,302)	\$0	\$0	\$0	\$0	\$0	\$0	\$0	\$0	(\$6,302)
TRANSFERS	\$0	\$0	\$0	\$0	\$0	\$0	\$0	\$0	\$0	\$0
ACCRUED INTEREST PAID	\$0	\$0	\$0	\$0	\$0	\$0	\$0	\$0	\$0	\$0
ENDING BALANCE	\$206,473	\$321,092	\$0	\$901,358	\$0	\$0	\$1,372,018	\$0	\$76	\$2,801,018

Village of Antioch Special Service Area No. 2
Clublands - Series 2003
November 2010

	ADMINISTRATIVE EXPENSE FUND	IMPROVEMENT FUND	COST OF ISSUANCE ACCOUNT	BOND & INTEREST FUND	PREPAID FEES ACCOUNT	CAPITALIZED INTEREST ACCOUNT	RESERVE FUND	REBATE FUND	SPECIAL REDEMPTION ACCOUNT	TOTAL
BEGINNING BALANCE	\$206,473	\$321,092	\$0	\$901,358	\$0	\$0	\$1,372,018	\$0	\$76	\$2,801,018
SOURCES OF FUNDS										
SPECIAL TAX RECEIPTS	\$0	\$0	\$0	\$2,157	\$0	\$0	\$0	\$0	\$0	\$2,157
INVESTMENT AGREEMENT EARNINGS	\$0	\$0	\$0	\$0	\$0	\$0	\$0	\$0	\$0	\$0
OTHER INVESTMENT EARNINGS	\$1	\$2	\$0	\$6	\$0	\$0	\$9	\$0	\$0	\$18
<u>MISCELLANEOUS</u>	<u>\$0</u>	<u>\$0</u>	<u>\$0</u>	<u>\$0</u>	<u>\$0</u>	<u>\$0</u>	<u>\$0</u>	<u>\$0</u>	<u>\$0</u>	<u>\$0</u>
TOTAL SOURCES	\$1	\$2	\$0	\$2,163	\$0	\$0	\$9	\$0	\$0	\$2,175
USES OF FUNDS										
INTEREST PAYMENTS	\$0	\$0	\$0	\$0	\$0	\$0	\$0	\$0	\$0	\$0
PRINCIPAL PAYMENTS	\$0	\$0	\$0	\$0	\$0	\$0	\$0	\$0	\$0	\$0
PUBLIC IMPROVEMENTS	\$0	\$0	\$0	\$0	\$0	\$0	\$0	\$0	\$0	\$0
PROFESSIONAL SERVICES	(\$1,119)	\$0	\$0	\$0	\$0	\$0	\$0	\$0	\$0	(\$1,119)
<u>MISCELLANEOUS</u>	<u>\$0</u>	<u>\$0</u>	<u>\$0</u>	<u>\$0</u>	<u>\$0</u>	<u>\$0</u>	<u>\$0</u>	<u>\$0</u>	<u>\$0</u>	<u>\$0</u>
TOTAL USES	(\$1,119)	\$0	\$0	\$0	\$0	\$0	\$0	\$0	\$0	(\$1,119)
TRANSFERS	\$0	\$0	\$0	\$0	\$0	\$0	\$0	\$0	\$0	\$0
ACCRUED INTEREST PAID	\$0	\$0	\$0	\$0	\$0	\$0	\$0	\$0	\$0	\$0
ENDING BALANCE	\$205,356	\$321,094	\$0	\$903,521	\$0	\$0	\$1,372,027	\$0	\$76	\$2,802,074

Village of Antioch Special Service Area No. 2
Clublands - Series 2003
December 2010

	ADMINISTRATIVE EXPENSE FUND	IMPROVEMENT FUND	COST OF ISSUANCE ACCOUNT	BOND & INTEREST FUND	PREPAID FEES ACCOUNT	CAPITALIZED INTEREST ACCOUNT	RESERVE FUND	REBATE FUND	SPECIAL REDEMPTION ACCOUNT	TOTAL
BEGINNING BALANCE	\$205,356	\$321,094	\$0	\$903,521	\$0	\$0	\$1,372,027	\$0	\$76	\$2,802,074
SOURCES OF FUNDS										
SPECIAL TAX RECEIPTS	\$0	\$0	\$0	\$9,421	\$0	\$0	\$0	\$0	\$0	\$9,421
INVESTMENT AGREEMENT EARNINGS	\$0	\$0	\$0	\$0	\$0	\$0	\$0	\$0	\$0	\$0
OTHER INVESTMENT EARNINGS	\$1	\$2	\$0	\$6	\$0	\$0	\$9	\$0	\$0	\$17
<u>MISCELLANEOUS</u>	<u>\$0</u>	<u>\$0</u>	<u>\$0</u>	<u>\$0</u>	<u>\$0</u>	<u>\$0</u>	<u>\$0</u>	<u>\$0</u>	<u>\$0</u>	<u>\$0</u>
TOTAL SOURCES	\$1	\$2	\$0	\$9,426	\$0	\$0	\$9	\$0	\$0	\$9,438
USES OF FUNDS										
INTEREST PAYMENTS	\$0	\$0	\$0	\$0	\$0	\$0	\$0	\$0	\$0	\$0
PRINCIPAL PAYMENTS	\$0	\$0	\$0	\$0	\$0	\$0	\$0	\$0	\$0	\$0
PUBLIC IMPROVEMENTS	\$0	\$0	\$0	\$0	\$0	\$0	\$0	\$0	\$0	\$0
PROFESSIONAL SERVICES	(\$11,317)	\$0	\$0	\$0	\$0	\$0	\$0	\$0	\$0	(\$11,317)
<u>MISCELLANEOUS</u>	<u>\$0</u>	<u>\$0</u>	<u>\$0</u>	<u>\$0</u>	<u>\$0</u>	<u>\$0</u>	<u>\$0</u>	<u>\$0</u>	<u>\$0</u>	<u>\$0</u>
TOTAL USES	(\$11,317)	\$0	\$0	\$0	\$0	\$0	\$0	\$0	\$0	(\$11,317)
TRANSFERS	\$0	\$0	\$0	\$0	\$0	\$0	\$0	\$0	\$0	\$0
ACCRUED INTEREST PAID	\$0	\$0	\$0	\$0	\$0	\$0	\$0	\$0	\$0	\$0
ENDING BALANCE	\$194,041	\$321,096	\$0	\$912,947	\$0	\$0	\$1,372,035	\$0	\$76	\$2,800,195

Village of Antioch Special Service Area No. 2
Clublands - Series 2003
January 2011

	ADMINISTRATIVE EXPENSE FUND	IMPROVEMENT FUND	COST OF ISSUANCE ACCOUNT	BOND & INTEREST FUND	PREPAID FEES ACCOUNT	CAPITALIZED INTEREST ACCOUNT	RESERVE FUND	REBATE FUND	SPECIAL REDEMPTION ACCOUNT	TOTAL
BEGINNING BALANCE	\$194,041	\$321,096	\$0	\$912,947	\$0	\$0	\$1,372,035	\$0	\$76	\$2,800,195
SOURCES OF FUNDS										
SPECIAL TAX RECEIPTS	\$0	\$0	\$0	\$0	\$0	\$0	\$0	\$0	\$0	\$0
INVESTMENT AGREEMENT EARNINGS	\$0	\$0	\$0	\$0	\$0	\$0	\$0	\$0	\$0	\$0
OTHER INVESTMENT EARNINGS	\$1	\$2	\$0	\$6	\$0	\$0	\$9	\$0	\$0	\$19
<u>MISCELLANEOUS</u>	<u>\$0</u>	<u>\$0</u>	<u>\$0</u>	<u>\$0</u>	<u>\$0</u>	<u>\$0</u>	<u>\$0</u>	<u>\$0</u>	<u>\$0</u>	<u>\$0</u>
TOTAL SOURCES	\$1	\$2	\$0	\$6	\$0	\$0	\$9	\$0	\$0	\$19
USES OF FUNDS										
INTEREST PAYMENTS	\$0	\$0	\$0	\$0	\$0	\$0	\$0	\$0	\$0	\$0
PRINCIPAL PAYMENTS	\$0	\$0	\$0	\$0	\$0	\$0	\$0	\$0	\$0	\$0
PUBLIC IMPROVEMENTS	\$0	\$0	\$0	\$0	\$0	\$0	\$0	\$0	\$0	\$0
PROFESSIONAL SERVICES	(\$5,151)	\$0	\$0	\$0	\$0	\$0	\$0	\$0	\$0	(\$5,151)
<u>MISCELLANEOUS</u>	<u>\$0</u>	<u>\$0</u>	<u>\$0</u>	<u>\$0</u>	<u>\$0</u>	<u>\$0</u>	<u>\$0</u>	<u>\$0</u>	<u>\$0</u>	<u>\$0</u>
TOTAL USES	(\$5,151)	\$0	\$0	\$0	\$0	\$0	\$0	\$0	\$0	(\$5,151)
TRANSFERS	\$0	\$0	\$0	\$0	\$0	\$0	\$0	\$0	\$0	\$0
ACCRUED INTEREST PAID	\$0	\$0	\$0	\$0	\$0	\$0	\$0	\$0	\$0	\$0
ENDING BALANCE	\$188,891	\$321,098	\$0	\$912,954	\$0	\$0	\$1,372,045	\$0	\$76	\$2,795,063

Village of Antioch Special Service Area No. 2
Clublands - Series 2003
February 2011

	ADMINISTRATIVE EXPENSE FUND	IMPROVEMENT FUND	COST OF ISSUANCE ACCOUNT	BOND & INTEREST FUND	PREPAID FEES ACCOUNT	CAPITALIZED INTEREST ACCOUNT	RESERVE FUND	REBATE FUND	SPECIAL REDEMPTION ACCOUNT	TOTAL
BEGINNING BALANCE	\$188,891	\$321,098	\$0	\$912,954	\$0	\$0	\$1,372,045	\$0	\$76	\$2,795,063
SOURCES OF FUNDS										
SPECIAL TAX RECEIPTS	\$0	\$0	\$0	\$0	\$0	\$0	\$0	\$0	\$0	\$0
INVESTMENT AGREEMENT EARNINGS	\$0	\$0	\$0	\$0	\$0	\$0	\$0	\$0	\$0	\$0
OTHER INVESTMENT EARNINGS	\$1	\$2	\$0	\$6	\$0	\$0	\$10	\$0	\$0	\$20
<u>MISCELLANEOUS</u>	<u>\$0</u>	<u>\$0</u>	<u>\$0</u>	<u>\$0</u>	<u>\$0</u>	<u>\$0</u>	<u>\$0</u>	<u>\$0</u>	<u>\$0</u>	<u>\$0</u>
TOTAL SOURCES	\$1	\$2	\$0	\$6	\$0	\$0	\$10	\$0	\$0	\$20
USES OF FUNDS										
INTEREST PAYMENTS	\$0	\$0	\$0	\$0	\$0	\$0	\$0	\$0	\$0	\$0
PRINCIPAL PAYMENTS	\$0	\$0	\$0	\$0	\$0	\$0	\$0	\$0	\$0	\$0
PUBLIC IMPROVEMENTS	\$0	\$0	\$0	\$0	\$0	\$0	\$0	\$0	\$0	\$0
PROFESSIONAL SERVICES	\$0	\$0	\$0	\$0	\$0	\$0	\$0	\$0	\$0	\$0
<u>MISCELLANEOUS</u>	<u>\$0</u>	<u>\$0</u>	<u>\$0</u>	<u>\$0</u>	<u>\$0</u>	<u>\$0</u>	<u>\$0</u>	<u>\$0</u>	<u>\$0</u>	<u>\$0</u>
TOTAL USES	\$0	\$0	\$0	\$0	\$0	\$0	\$0	\$0	\$0	\$0
TRANSFERS	\$0	\$0	\$0	\$54	\$0	\$0	(\$54)	\$0	\$0	\$0
ACCRUED INTEREST PAID	\$0	\$0	\$0	\$0	\$0	\$0	\$0	\$0	\$0	\$0
ENDING BALANCE	\$188,892	\$321,100	\$0	\$913,014	\$0	\$0	\$1,372,000	\$0	\$76	\$2,795,083

Village of Antioch Special Service Area No. 2
Clublands - Series 2003
March 2011

	ADMINISTRATIVE EXPENSE FUND	IMPROVEMENT FUND	COST OF ISSUANCE ACCOUNT	BOND & INTEREST FUND	PREPAID FEES ACCOUNT	CAPITALIZED INTEREST ACCOUNT	RESERVE FUND	REBATE FUND	SPECIAL REDEMPTION ACCOUNT	TOTAL
BEGINNING BALANCE	\$188,892	\$321,100	\$0	\$913,014	\$0	\$0	\$1,372,000	\$0	\$76	\$2,795,083
SOURCES OF FUNDS										
SPECIAL TAX RECEIPTS	\$0	\$0	\$0	\$0	\$0	\$0	\$0	\$0	\$0	\$0
INVESTMENT AGREEMENT EARNINGS	\$0	\$0	\$0	\$0	\$0	\$0	\$0	\$0	\$0	\$0
OTHER INVESTMENT EARNINGS	\$1	\$2	\$0	\$6	\$0	\$0	\$9	\$0	\$0	\$18
MISCELLANEOUS	\$0	\$0	\$0	\$0	\$0	\$0	\$0	\$0	\$0	\$0
TOTAL SOURCES	\$1	\$2	\$0	\$6	\$0	\$0	\$9	\$0	\$0	\$18
USES OF FUNDS										
INTEREST PAYMENTS	\$0	\$0	\$0	(\$570,351)	\$0	\$0	\$0	\$0	\$0	(\$570,351)
PRINCIPAL PAYMENTS	\$0	\$0	\$0	\$0	\$0	\$0	\$0	\$0	\$0	\$0
PUBLIC IMPROVEMENTS	\$0	\$0	\$0	\$0	\$0	\$0	\$0	\$0	\$0	\$0
PROFESSIONAL SERVICES	(\$26,646)	\$0	\$0	\$0	\$0	\$0	\$0	\$0	\$0	(\$26,646)
MISCELLANEOUS	\$0	\$0	\$0	\$0	\$0	\$0	\$0	\$0	\$0	\$0
TOTAL USES	(\$26,646)	\$0	\$0	(\$570,351)	\$0	\$0	\$0	\$0	\$0	(\$596,997)
TRANSFERS	\$0	\$0	\$0	\$0	\$0	\$0	\$0	\$0	\$0	\$0
ACCRUED INTEREST PAID	\$0	\$0	\$0	\$0	\$0	\$0	\$0	\$0	\$0	\$0
ENDING BALANCE	\$162,248	\$321,102	\$0	\$342,669	\$0	\$0	\$1,372,009	\$0	\$76	\$2,198,104

Village of Antioch Special Service Area No. 2
Clublands - Series 2003
April 2011

	ADMINISTRATIVE EXPENSE FUND	IMPROVEMENT FUND	COST OF ISSUANCE ACCOUNT	BOND & INTEREST FUND	PREPAID FEES ACCOUNT	CAPITALIZED INTEREST ACCOUNT	RESERVE FUND	REBATE FUND	SPECIAL REDEMPTION ACCOUNT	TOTAL
BEGINNING BALANCE	\$162,248	\$321,102	\$0	\$342,669	\$0	\$0	\$1,372,009	\$0	\$76	\$2,198,104
SOURCES OF FUNDS										
SPECIAL TAX RECEIPTS	\$0	\$0	\$0	\$0	\$0	\$0	\$0	\$0	\$0	\$0
INVESTMENT AGREEMENT EARNINGS	\$0	\$0	\$0	\$0	\$0	\$0	\$0	\$0	\$0	\$0
OTHER INVESTMENT EARNINGS	\$1	\$2	\$0	\$2	\$0	\$0	\$9	\$0	\$0	\$15
MISCELLANEOUS	\$0	\$0	\$0	\$0	\$0	\$0	\$0	\$0	\$0	\$0
TOTAL SOURCES	\$1	\$2	\$0	\$2	\$0	\$0	\$9	\$0	\$0	\$15
USES OF FUNDS										
INTEREST PAYMENTS	\$0	\$0	\$0	\$0	\$0	\$0	\$0	\$0	\$0	\$0
PRINCIPAL PAYMENTS	\$0	\$0	\$0	\$0	\$0	\$0	\$0	\$0	\$0	\$0
PUBLIC IMPROVEMENTS	\$0	\$0	\$0	\$0	\$0	\$0	\$0	\$0	\$0	\$0
PROFESSIONAL SERVICES	(\$9,446)	\$0	\$0	\$0	\$0	\$0	\$0	\$0	\$0	(\$9,446)
MISCELLANEOUS	\$0	\$0	\$0	\$0	\$0	\$0	\$0	\$0	\$0	\$0
TOTAL USES	(\$9,446)	\$0	\$0	\$0	\$0	\$0	\$0	\$0	\$0	(\$9,446)
TRANSFERS	\$0	\$0	\$0	\$0	\$0	\$0	\$0	\$0	\$0	\$0
ACCRUED INTEREST PAID	\$0	\$0	\$0	\$0	\$0	\$0	\$0	\$0	\$0	\$0
ENDING BALANCE	\$152,803	\$321,105	\$0	\$342,671	\$0	\$0	\$1,372,018	\$0	\$76	\$2,188,673

Village of Antioch Special Service Area No. 2
Clublands - Series 2003
May 2011

	ADMINISTRATIVE EXPENSE FUND	IMPROVEMENT FUND	COST OF ISSUANCE ACCOUNT	BOND & INTEREST FUND	PREPAID FEES ACCOUNT	CAPITALIZED INTEREST ACCOUNT	RESERVE FUND	REBATE FUND	SPECIAL REDEMPTION ACCOUNT	TOTAL
BEGINNING BALANCE	\$152,803	\$321,105	\$0	\$342,671	\$0	\$0	\$1,372,018	\$0	\$76	\$2,188,673
SOURCES OF FUNDS										
SPECIAL TAX RECEIPTS	\$0	\$0	\$0	\$0	\$0	\$0	\$0	\$0	\$0	\$0
INVESTMENT AGREEMENT EARNINGS	\$0	\$0	\$0	\$0	\$0	\$0	\$0	\$0	\$0	\$0
OTHER INVESTMENT EARNINGS	\$1	\$2	\$0	\$2	\$0	\$0	\$9	\$0	\$0	\$14
MISCELLANEOUS	\$0	\$0	\$0	\$0	\$0	\$0	\$0	\$0	\$0	\$0
TOTAL SOURCES	\$1	\$2	\$0	\$2	\$0	\$0	\$9	\$0	\$0	\$14
USES OF FUNDS										
INTEREST PAYMENTS	\$0	\$0	\$0	\$0	\$0	\$0	\$0	\$0	\$0	\$0
PRINCIPAL PAYMENTS	\$0	\$0	\$0	\$0	\$0	\$0	\$0	\$0	\$0	\$0
PUBLIC IMPROVEMENTS	\$0	\$0	\$0	\$0	\$0	\$0	\$0	\$0	\$0	\$0
PROFESSIONAL SERVICES	(\$8,476)	\$0	\$0	\$0	\$0	\$0	\$0	\$0	\$0	(\$8,476)
MISCELLANEOUS	\$0	\$0	\$0	\$0	\$0	\$0	\$0	\$0	\$0	\$0
TOTAL USES	(\$8,476)	\$0	\$0	\$0	\$0	\$0	\$0	\$0	\$0	(\$8,476)
TRANSFERS	\$0	\$0	\$0	\$0	\$0	\$0	\$0	\$0	\$0	\$0
ACCRUED INTEREST PAID	\$0	\$0	\$0	\$0	\$0	\$0	\$0	\$0	\$0	\$0
ENDING BALANCE	\$144,328	\$321,107	\$0	\$342,674	\$0	\$0	\$1,372,027	\$0	\$76	\$2,180,211

Village of Antioch Special Service Area No. 2
Clublands - Series 2003
June 2011

	ADMINISTRATIVE EXPENSE FUND	IMPROVEMENT FUND	COST OF ISSUANCE ACCOUNT	BOND & INTEREST FUND	PREPAID FEES ACCOUNT	CAPITALIZED INTEREST ACCOUNT	RESERVE FUND	REBATE FUND	SPECIAL REDEMPTION ACCOUNT	TOTAL
BEGINNING BALANCE	\$144,328	\$321,107	\$0	\$342,674	\$0	\$0	\$1,372,027	\$0	\$76	\$2,180,211
SOURCES OF FUNDS										
SPECIAL TAX RECEIPTS	\$0	\$0	\$0	\$277,069	\$0	\$0	\$0	\$0	\$0	\$277,069
INVESTMENT AGREEMENT EARNINGS	\$0	\$0	\$0	\$0	\$0	\$0	\$0	\$0	\$0	\$0
OTHER INVESTMENT EARNINGS	\$1	\$2	\$0	\$2	\$0	\$0	\$8	\$0	\$0	\$12
MISCELLANEOUS	\$0	\$0	\$0	\$0	\$0	\$0	\$0	\$0	\$0	\$0
TOTAL SOURCES	\$1	\$2	\$0	\$277,070	\$0	\$0	\$8	\$0	\$0	\$277,081
USES OF FUNDS										
INTEREST PAYMENTS	\$0	\$0	\$0	\$0	\$0	\$0	\$0	\$0	\$0	\$0
PRINCIPAL PAYMENTS	\$0	\$0	\$0	\$0	\$0	\$0	\$0	\$0	\$0	\$0
PUBLIC IMPROVEMENTS	\$0	\$0	\$0	\$0	\$0	\$0	\$0	\$0	\$0	\$0
PROFESSIONAL SERVICES	(\$2,250)	\$0	\$0	\$0	\$0	\$0	\$0	\$0	\$0	(\$2,250)
MISCELLANEOUS	\$0	\$0	\$0	\$0	\$0	\$0	\$0	\$0	\$0	\$0
TOTAL USES	(\$2,250)	\$0	\$0	\$0	\$0	\$0	\$0	\$0	\$0	(\$2,250)
TRANSFERS	\$0	\$0	\$0	\$0	\$0	\$0	\$0	\$0	\$0	\$0
ACCRUED INTEREST PAID	\$0	\$0	\$0	\$0	\$0	\$0	\$0	\$0	\$0	\$0
ENDING BALANCE	\$142,078	\$321,109	\$0	\$619,744	\$0	\$0	\$1,372,035	\$0	\$76	\$2,455,042

Village of Antioch Special Service Area No. 2
Clublands - Series 2003
July 2011

	ADMINISTRATIVE EXPENSE FUND	IMPROVEMENT FUND	COST OF ISSUANCE ACCOUNT	BOND & INTEREST FUND	PREPAID FEES ACCOUNT	CAPITALIZED INTEREST ACCOUNT	RESERVE FUND	REBATE FUND	SPECIAL REDEMPTION ACCOUNT	TOTAL
BEGINNING BALANCE	\$142,078	\$321,109	\$0	\$619,744	\$0	\$0	\$1,372,035	\$0	\$76	\$2,455,042
SOURCES OF FUNDS										
SPECIAL TAX RECEIPTS	\$0	\$0	\$0	\$6,568	\$0	\$0	\$0	\$0	\$0	\$6,568
INVESTMENT AGREEMENT EARNINGS	\$0	\$0	\$0	\$0	\$0	\$0	\$0	\$0	\$0	\$0
OTHER INVESTMENT EARNINGS	\$1	\$2	\$0	\$3	\$0	\$0	\$7	\$0	\$0	\$12
MISCELLANEOUS	\$0	\$0	\$0	\$0	\$0	\$0	\$0	\$0	\$0	\$0
TOTAL SOURCES	\$1	\$2	\$0	\$6,571	\$0	\$0	\$7	\$0	\$0	\$6,580
USES OF FUNDS										
INTEREST PAYMENTS	\$0	\$0	\$0	\$0	\$0	\$0	\$0	\$0	\$0	\$0
PRINCIPAL PAYMENTS	\$0	\$0	\$0	\$0	\$0	\$0	\$0	\$0	\$0	\$0
PUBLIC IMPROVEMENTS	\$0	\$0	\$0	\$0	\$0	\$0	\$0	\$0	\$0	\$0
PROFESSIONAL SERVICES	(\$15,533)	\$0	\$0	\$0	\$0	\$0	\$0	\$0	\$0	(\$15,533)
MISCELLANEOUS	\$0	\$0	\$0	\$0	\$0	\$0	\$0	\$0	\$0	\$0
TOTAL USES	(\$15,533)	\$0	\$0	\$0	\$0	\$0	\$0	\$0	\$0	(\$15,533)
TRANSFERS	\$0	\$0	\$0	\$0	\$0	\$0	\$0	\$0	\$0	\$0
ACCRUED INTEREST PAID	\$0	\$0	\$0	\$0	\$0	\$0	\$0	\$0	\$0	\$0
ENDING BALANCE	\$126,547	\$321,110	\$0	\$626,315	\$0	\$0	\$1,372,042	\$0	\$76	\$2,446,090

Village of Antioch Special Service Area No. 2
Clublands - Series 2003
August 2011

	ADMINISTRATIVE EXPENSE FUND	IMPROVEMENT FUND	COST OF ISSUANCE ACCOUNT	BOND & INTEREST FUND	PREPAID FEES ACCOUNT	CAPITALIZED INTEREST ACCOUNT	RESERVE FUND	REBATE FUND	SPECIAL REDEMPTION ACCOUNT	TOTAL
BEGINNING BALANCE	\$126,547	\$321,110	\$0	\$626,315	\$0	\$0	\$1,372,042	\$0	\$76	\$2,446,090
SOURCES OF FUNDS										
SPECIAL TAX RECEIPTS	\$0	\$0	\$0	\$9,748	\$0	\$0	\$0	\$0	\$0	\$9,748
INVESTMENT AGREEMENT EARNINGS	\$0	\$0	\$0	\$0	\$0	\$0	\$0	\$0	\$0	\$0
OTHER INVESTMENT EARNINGS	\$1	\$2	\$0	\$3	\$0	\$0	\$7	\$0	\$0	\$13
<u>MISCELLANEOUS</u>	<u>\$0</u>	<u>\$0</u>	<u>\$0</u>	<u>\$0</u>	<u>\$0</u>	<u>\$0</u>	<u>\$0</u>	<u>\$0</u>	<u>\$0</u>	<u>\$0</u>
TOTAL SOURCES	\$1	\$2	\$0	\$9,751	\$0	\$0	\$7	\$0	\$0	\$9,761
USES OF FUNDS										
INTEREST PAYMENTS	\$0	\$0	\$0	\$0	\$0	\$0	\$0	\$0	\$0	\$0
PRINCIPAL PAYMENTS	\$0	\$0	\$0	\$0	\$0	\$0	\$0	\$0	\$0	\$0
PUBLIC IMPROVEMENTS	\$0	\$0	\$0	\$0	\$0	\$0	\$0	\$0	\$0	\$0
PROFESSIONAL SERVICES	\$0	\$0	\$0	\$0	\$0	\$0	\$0	\$0	\$0	\$0
<u>MISCELLANEOUS</u>	<u>\$0</u>	<u>\$0</u>	<u>\$0</u>	<u>\$0</u>	<u>\$0</u>	<u>\$0</u>	<u>\$0</u>	<u>\$0</u>	<u>\$0</u>	<u>\$0</u>
TOTAL USES	\$0	\$0	\$0	\$0	\$0	\$0	\$0	\$0	\$0	\$0
TRANSFERS	\$0	\$0	\$0	\$49	\$0	\$0	(\$49)	\$0	\$0	\$0
ACCRUED INTEREST PAID	\$0	\$0	\$0	\$0	\$0	\$0	\$0	\$0	\$0	\$0
ENDING BALANCE	\$126,547	\$321,112	\$0	\$636,115	\$0	\$0	\$1,372,000	\$0	\$76	\$2,455,850

Village of Antioch Special Service Area No. 2
Clublands - Series 2003
September 2011

	ADMINISTRATIVE EXPENSE FUND	IMPROVEMENT FUND	COST OF ISSUANCE ACCOUNT	BOND & INTEREST FUND	PREPAID FEES ACCOUNT	CAPITALIZED INTEREST ACCOUNT	RESERVE FUND	REBATE FUND	SPECIAL REDEMPTION ACCOUNT	TOTAL
BEGINNING BALANCE	\$126,547	\$321,112	\$0	\$636,115	\$0	\$0	\$1,372,000	\$0	\$76	\$2,455,850
SOURCES OF FUNDS										
SPECIAL TAX RECEIPTS	\$0	\$0	\$0	\$249,155	\$0	\$0	\$0	\$0	\$0	\$249,155
INVESTMENT AGREEMENT EARNINGS	\$0	\$0	\$0	\$0	\$0	\$0	\$0	\$0	\$0	\$0
OTHER INVESTMENT EARNINGS	\$1	\$2	\$0	\$3	\$0	\$0	\$7	\$0	\$0	\$13
<u>MISCELLANEOUS</u>	<u>\$0</u>	<u>\$0</u>	<u>\$0</u>	<u>\$0</u>	<u>\$0</u>	<u>\$0</u>	<u>\$0</u>	<u>\$0</u>	<u>\$0</u>	<u>\$0</u>
TOTAL SOURCES	\$1	\$2	\$0	\$249,158	\$0	\$0	\$7	\$0	\$0	\$249,167
USES OF FUNDS										
INTEREST PAYMENTS	\$0	\$0	\$0	(\$438,111)	\$0	\$0	\$0	\$0	\$0	(\$438,111)
PRINCIPAL PAYMENTS	\$0	\$0	\$0	\$0	\$0	\$0	\$0	\$0	\$0	\$0
PUBLIC IMPROVEMENTS	\$0	\$0	\$0	\$0	\$0	\$0	\$0	\$0	\$0	\$0
PROFESSIONAL SERVICES	\$0	\$0	\$0	\$0	\$0	\$0	\$0	\$0	\$0	\$0
<u>MISCELLANEOUS</u>	<u>\$0</u>	<u>\$0</u>	<u>\$0</u>	<u>\$0</u>	<u>\$0</u>	<u>\$0</u>	<u>\$0</u>	<u>\$0</u>	<u>\$0</u>	<u>\$0</u>
TOTAL USES	\$0	\$0	\$0	(\$438,111)	\$0	\$0	\$0	\$0	\$0	(\$438,111)
TRANSFERS	\$0	\$0	\$0	\$0	\$0	\$0	\$0	\$0	\$0	\$0
ACCRUED INTEREST PAID	\$0	\$0	\$0	\$0	\$0	\$0	\$0	\$0	\$0	\$0
ENDING BALANCE	\$126,548	\$321,113	\$0	\$447,162	\$0	\$0	\$1,372,007	\$0	\$76	\$2,266,906

EXHIBIT H

Village of Antioch SSA No. 2
2011 Amended Special Tax Roll

**Village of Antioch
Special Service Area Number Two
(Clublands)
Levy Year 2011 / Collection Year 2012**

					2011 Special Tax Levy		
<u>PIN</u>	<u>Phase</u>	<u>Lot</u>	<u>Land Use</u>	<u># of Units</u>	<u>Original Amount Levied</u>	<u>Amount to be Abated</u>	<u>Amount to be Collected/ Levied</u>
PAID			PREPAY	2	\$3,953.82	\$3,953.82	\$0.00
UNPAID			PREPAY	3	\$5,930.73	\$5,930.73	\$0.00
			Subtotal	5	\$9,884.55	\$9,884.55	\$0.00
Exempt Property							
02-15-401-001	1	G	HOA	0	\$0.00	\$0.00	\$0.00
02-15-401-002	1	A	PUBLIC	0	\$0.00	\$0.00	\$0.00
02-15-401-003	2	L	HOA	0	\$0.00	\$0.00	\$0.00
02-22-201-006	1	B	PUBLIC	0	\$0.00	\$0.00	\$0.00
02-22-201-013	1	C	HOA	0	\$0.00	\$0.00	\$0.00
02-22-201-031	2	K	PUBLIC	0	\$0.00	\$0.00	\$0.00
02-22-201-041	3 West	M	HOA	0	\$0.00	\$0.00	\$0.00
02-22-201-042	3 West	TOT 2	PUBLIC	0	\$0.00	\$0.00	\$0.00
02-22-201-075	3 West	TOT 1	PUBLIC	0	\$0.00	\$0.00	\$0.00
02-22-201-076	3 West	N	HOA	0	\$0.00	\$0.00	\$0.00
02-22-205-001	2	I	PUBLIC	0	\$0.00	\$0.00	\$0.00
02-22-205-002	2	TOT 1	PUBLIC	0	\$0.00	\$0.00	\$0.00
02-22-205-003	2	J	HOA	0	\$0.00	\$0.00	\$0.00
02-22-206-017	2	H	PUBLIC	0	\$0.00	\$0.00	\$0.00
02-22-206-018	3 West	Q	HOA	0	\$0.00	\$0.00	\$0.00
02-22-210-001	3 West	O	PUBLIC	0	\$0.00	\$0.00	\$0.00
02-22-210-018	3 West	P	HOA	0	\$0.00	\$0.00	\$0.00
02-23-101-026	1	D	HOA	0	\$0.00	\$0.00	\$0.00
02-23-104-001	1	F	HOA	0	\$0.00	\$0.00	\$0.00
02-23-104-015	3 East	S	HOA	0	\$0.00	\$0.00	\$0.00
02-23-105-001	1	E	HOA	0	\$0.00	\$0.00	\$0.00
02-23-106-016	3 Replat	A	PUBLIC	0	\$0.00	\$0.00	\$0.00
02-23-107-001	3 East	U	HOA	0	\$0.00	\$0.00	\$0.00
02-23-110-001	3 East	TOT 1	PUBLIC	0	\$0.00	\$0.00	\$0.00
02-23-301-002	3 East	R	HOA	0	\$0.00	\$0.00	\$0.00
02-23-301-032	3 East	X	HOA	0	\$0.00	\$0.00	\$0.00
02-23-307-004	3 East	Y	HOA	0	\$0.00	\$0.00	\$0.00
02-23-308-001	3 East	W	HOA	0	\$0.00	\$0.00	\$0.00
02-23-309-001	3 East	Z	HOA	0	\$0.00	\$0.00	\$0.00
02-23-401-001	3 East	V	HOA	0	\$0.00	\$0.00	\$0.00
			Subtotal	0	\$0.00	\$0.00	\$0.00
Prepaid Property - Single Family Property							
02-22-201-011	1	73	SFD	1	\$1,976.91	\$1,976.91	\$0.00
02-22-207-014	3 West	242	SFD	1	\$1,976.91	\$1,976.91	\$0.00
02-23-101-001	1	33	SFD	1	\$1,976.91	\$1,976.91	\$0.00
02-23-101-012	1	22	SFD	1	\$1,976.91	\$1,976.91	\$0.00
02-23-101-013	1	21	SFD	1	\$1,976.91	\$1,976.91	\$0.00
02-23-101-015	1	34	SFD	1	\$1,976.91	\$1,976.91	\$0.00
			Subtotal	6	\$11,861.46	\$11,861.46	\$0.00
Single Family Property - Developed							
02-22-201-001	1	82	SFD	1	\$1,976.92	\$421.41	\$1,555.51

**Village of Antioch
Special Service Area Number Two
(Clublands)
Levy Year 2011 / Collection Year 2012**

2011 Special Tax Levy							
<u>PIN</u>	<u>Phase</u>	<u>Lot</u>	<u>Land Use</u>	<u># of Units</u>	<u>Original Amount Levied</u>	<u>Amount to be Abated</u>	<u>Amount to be Collected/ Levied</u>
02-22-201-002	1	81	SFD	1	\$1,976.92	\$421.41	\$1,555.51
02-22-201-003	1	80	SFD	1	\$1,976.92	\$421.41	\$1,555.51
02-22-201-004	1	79	SFD	1	\$1,976.92	\$421.41	\$1,555.51
02-22-201-005	1	78	SFD	1	\$1,976.92	\$421.41	\$1,555.51
02-22-201-007	1	77	SFD	1	\$1,976.92	\$421.41	\$1,555.51
02-22-201-008	1	76	SFD	1	\$1,976.92	\$421.41	\$1,555.51
02-22-201-009	1	75	SFD	1	\$1,976.92	\$421.41	\$1,555.51
02-22-201-010	1	74	SFD	1	\$1,976.92	\$421.41	\$1,555.51
02-22-201-012	1	72	SFD	1	\$1,976.92	\$421.41	\$1,555.51
02-22-201-014	1	71	SFD	1	\$1,976.92	\$421.41	\$1,555.51
02-22-201-015	1	70	SFD	1	\$1,976.92	\$421.41	\$1,555.51
02-22-201-016	1	69	SFD	1	\$1,976.92	\$421.41	\$1,555.51
02-22-201-017	1	68	SFD	1	\$1,976.92	\$421.41	\$1,555.51
02-22-201-018	2	183	SFD	1	\$1,976.92	\$421.41	\$1,555.51
02-22-201-019	2	184	SFD	1	\$1,976.92	\$421.41	\$1,555.51
02-22-201-020	2	185	SFD	1	\$1,976.92	\$421.41	\$1,555.51
02-22-201-021	2	186	SFD	1	\$1,976.92	\$421.41	\$1,555.51
02-22-201-022	2	187	SFD	1	\$1,976.92	\$421.41	\$1,555.51
02-22-201-023	2	188	SFD	1	\$1,976.92	\$421.41	\$1,555.51
02-22-201-024	2	189	SFD	1	\$1,976.92	\$421.41	\$1,555.51
02-22-201-025	2	190	SFD	1	\$1,976.92	\$421.41	\$1,555.51
02-22-201-026	2	191	SFD	1	\$1,976.92	\$421.41	\$1,555.51
02-22-201-027	2	192	SFD	1	\$1,976.92	\$421.41	\$1,555.51
02-22-201-028	2	193	SFD	1	\$1,976.92	\$421.41	\$1,555.51
02-22-201-029	2	194	SFD	1	\$1,976.92	\$421.41	\$1,555.51
02-22-201-030	2	195	SFD	1	\$1,976.92	\$421.41	\$1,555.51
02-22-201-032	3 West	208	SFD	1	\$1,976.91	\$421.40	\$1,555.51
02-22-201-033	3 West	207	SFD	1	\$1,976.91	\$421.40	\$1,555.51
02-22-201-034	3 West	206	SFD	1	\$1,976.91	\$421.40	\$1,555.51
02-22-201-035	3 West	205	SFD	1	\$1,976.91	\$421.40	\$1,555.51
02-22-201-036	3 West	204	SFD	1	\$1,976.91	\$421.40	\$1,555.51
02-22-201-037	3 West	203	SFD	1	\$1,976.91	\$421.40	\$1,555.51
02-22-201-038	3 West	202	SFD	1	\$1,976.91	\$421.40	\$1,555.51
02-22-201-039	3 West	201	SFD	1	\$1,976.91	\$421.40	\$1,555.51
02-22-201-040	3 West	200	SFD	1	\$1,976.91	\$421.40	\$1,555.51
02-22-201-043	3 West	199	SFD	1	\$1,976.91	\$421.40	\$1,555.51
02-22-201-044	3 West	198	SFD	1	\$1,976.91	\$421.40	\$1,555.51
02-22-201-045	3 West	197	SFD	1	\$1,976.91	\$421.40	\$1,555.51
02-22-201-046	3 West	196	SFD	1	\$1,976.91	\$421.40	\$1,555.51
02-22-201-047	3 West	209	SFD	1	\$1,976.91	\$421.40	\$1,555.51
02-22-201-048	3 West	210	SFD	1	\$1,976.91	\$421.40	\$1,555.51
02-22-201-049	3 West	211	SFD	1	\$1,976.91	\$421.40	\$1,555.51
02-22-201-050	3 West	212	SFD	1	\$1,976.91	\$421.40	\$1,555.51
02-22-201-051	3 West	213	SFD	1	\$1,976.91	\$421.40	\$1,555.51
02-22-201-052	3 West	214	SFD	1	\$1,976.91	\$421.40	\$1,555.51
02-22-201-053	3 West	215	SFD	1	\$1,976.91	\$421.40	\$1,555.51
02-22-201-054	3 West	216	SFD	1	\$1,976.91	\$421.40	\$1,555.51
02-22-201-055	3 West	217	SFD	1	\$1,976.91	\$421.40	\$1,555.51
02-22-201-056	3 West	218	SFD	1	\$1,976.91	\$421.40	\$1,555.51

**Village of Antioch
Special Service Area Number Two
(Clublands)
Levy Year 2011 / Collection Year 2012**

2011 Special Tax Levy

<u>PIN</u>	<u>Phase</u>	<u>Lot</u>	<u>Land Use</u>	<u># of Units</u>	<u>Original Amount Levied</u>	<u>Amount to be Abated</u>	<u>Amount to be Collected/ Levied</u>
02-22-201-057	3 West	219	SFD	1	\$1,976.91	\$421.40	\$1,555.51
02-22-201-058	3 West	220	SFD	1	\$1,976.91	\$421.40	\$1,555.51
02-22-201-059	3 West	221	SFD	1	\$1,976.91	\$421.40	\$1,555.51
02-22-201-060	3 West	222	SFD	1	\$1,976.91	\$421.40	\$1,555.51
02-22-201-061	3 West	223	SFD	1	\$1,976.91	\$421.40	\$1,555.51
02-22-201-062	3 West	224	SFD	1	\$1,976.91	\$421.40	\$1,555.51
02-22-201-063	3 West	228	SFD	1	\$1,976.91	\$421.40	\$1,555.51
02-22-201-064	3 West	252	SFD	1	\$1,976.91	\$421.40	\$1,555.51
02-22-201-065	3 West	253	SFD	1	\$1,976.91	\$421.40	\$1,555.51
02-22-201-066	3 West	227	SFD	1	\$1,976.91	\$421.40	\$1,555.51
02-22-201-067	3 West	226	SFD	1	\$1,976.91	\$421.40	\$1,555.51
02-22-201-068	3 West	225	SFD	1	\$1,976.91	\$421.40	\$1,555.51
02-22-201-069	3 West	254	SFD	1	\$1,976.91	\$421.40	\$1,555.51
02-22-201-070	3 West	255	SFD	1	\$1,976.91	\$421.40	\$1,555.51
02-22-201-071	3 West	256	SFD	1	\$1,976.91	\$421.40	\$1,555.51
02-22-201-072	3 West	257	SFD	1	\$1,976.91	\$421.40	\$1,555.51
02-22-201-073	3 West	258	SFD	1	\$1,976.91	\$421.40	\$1,555.51
02-22-201-074	3 West	259	SFD	1	\$1,976.91	\$421.40	\$1,555.51
02-22-201-077	3 West	354	SFD	1	\$1,976.91	\$421.40	\$1,555.51
02-22-201-078	3 West	355	SFD	1	\$1,976.91	\$421.40	\$1,555.51
02-22-201-079	3 West	356	SFD	1	\$1,976.91	\$421.40	\$1,555.51
02-22-201-080	3 West	357	SFD	1	\$1,976.91	\$421.40	\$1,555.51
02-22-201-081	3 West	358	SFD	1	\$1,976.91	\$421.40	\$1,555.51
02-22-201-082	3 West	359	SFD	1	\$1,976.91	\$421.40	\$1,555.51
02-22-201-083	3 West	360	SFD	1	\$1,976.91	\$421.40	\$1,555.51
02-22-202-001	1	100	SFD	1	\$1,976.92	\$421.41	\$1,555.51
02-22-202-002	1	83	SFD	1	\$1,976.92	\$421.41	\$1,555.51
02-22-202-003	1	84	SFD	1	\$1,976.92	\$421.41	\$1,555.51
02-22-202-004	1	85	SFD	1	\$1,976.92	\$421.41	\$1,555.51
02-22-202-005	1	86	SFD	1	\$1,976.92	\$421.41	\$1,555.51
02-22-202-006	1	87	SFD	1	\$1,976.92	\$421.41	\$1,555.51
02-22-202-007	1	88	SFD	1	\$1,976.92	\$421.41	\$1,555.51
02-22-202-008	1	89	SFD	1	\$1,976.92	\$421.41	\$1,555.51
02-22-202-009	1	90	SFD	1	\$1,976.92	\$421.41	\$1,555.51
02-22-202-010	1	99	SFD	1	\$1,976.92	\$421.41	\$1,555.51
02-22-202-011	1	98	SFD	1	\$1,976.92	\$421.41	\$1,555.51
02-22-202-012	1	97	SFD	1	\$1,976.92	\$421.41	\$1,555.51
02-22-202-013	1	96	SFD	1	\$1,976.92	\$421.41	\$1,555.51
02-22-202-014	1	95	SFD	1	\$1,976.92	\$421.41	\$1,555.51
02-22-202-015	1	94	SFD	1	\$1,976.92	\$421.41	\$1,555.51
02-22-202-016	1	93	SFD	1	\$1,976.92	\$421.41	\$1,555.51
02-22-202-017	1	92	SFD	1	\$1,976.92	\$421.41	\$1,555.51
02-22-202-018	1	91	SFD	1	\$1,976.92	\$421.41	\$1,555.51
02-22-203-001	1	138	SFD	1	\$1,976.92	\$421.41	\$1,555.51
02-22-203-002	1	137	SFD	1	\$1,976.92	\$421.41	\$1,555.51
02-22-203-003	1	136	SFD	1	\$1,976.92	\$421.41	\$1,555.51
02-22-203-004	1	135	SFD	1	\$1,976.92	\$421.41	\$1,555.51
02-22-203-005	2	139	SFD	1	\$1,976.91	\$421.40	\$1,555.51
02-22-203-006	2	140	SFD	1	\$1,976.91	\$421.40	\$1,555.51

**Village of Antioch
Special Service Area Number Two
(Clublands)
Levy Year 2011 / Collection Year 2012**

2011 Special Tax Levy

<u>PIN</u>	<u>Phase</u>	<u>Lot</u>	<u>Land Use</u>	<u># of Units</u>	<u>Original Amount Levied</u>	<u>Amount to be Abated</u>	<u>Amount to be Collected/ Levied</u>
02-22-203-007	2	141	SFD	1	\$1,976.91	\$421.40	\$1,555.51
02-22-203-008	2	142	SFD	1	\$1,976.91	\$421.40	\$1,555.51
02-22-203-009	2	143	SFD	1	\$1,976.91	\$421.40	\$1,555.51
02-22-203-010	2	144	SFD	1	\$1,976.91	\$421.40	\$1,555.51
02-22-203-011	2	145	SFD	1	\$1,976.91	\$421.40	\$1,555.51
02-22-203-012	2	146	SFD	1	\$1,976.91	\$421.40	\$1,555.51
02-22-203-013	2	147	SFD	1	\$1,976.91	\$421.40	\$1,555.51
02-22-203-014	2	148	SFD	1	\$1,976.91	\$421.40	\$1,555.51
02-22-203-015	2	149	SFD	1	\$1,976.91	\$421.40	\$1,555.51
02-22-203-016	2	150	SFD	1	\$1,976.91	\$421.40	\$1,555.51
02-22-203-017	2	151	SFD	1	\$1,976.91	\$421.40	\$1,555.51
02-22-203-018	2	117	SFD	1	\$1,976.91	\$421.40	\$1,555.51
02-22-203-019	2	118	SFD	1	\$1,976.91	\$421.40	\$1,555.51
02-22-203-020	2	134	SFD	1	\$1,976.91	\$421.40	\$1,555.51
02-22-203-021	2	133	SFD	1	\$1,976.91	\$421.40	\$1,555.51
02-22-203-022	2	132	SFD	1	\$1,976.91	\$421.40	\$1,555.51
02-22-203-023	2	131	SFD	1	\$1,976.91	\$421.40	\$1,555.51
02-22-203-024	2	130	SFD	1	\$1,976.91	\$421.40	\$1,555.51
02-22-203-025	2	129	SFD	1	\$1,976.91	\$421.40	\$1,555.51
02-22-203-026	2	128	SFD	1	\$1,976.91	\$421.40	\$1,555.51
02-22-203-027	2	127	SFD	1	\$1,976.91	\$421.40	\$1,555.51
02-22-203-028	2	126	SFD	1	\$1,976.91	\$421.40	\$1,555.51
02-22-203-029	2	125	SFD	1	\$1,976.91	\$421.40	\$1,555.51
02-22-203-030	2	124	SFD	1	\$1,976.91	\$421.40	\$1,555.51
02-22-203-031	2	123	SFD	1	\$1,976.91	\$421.40	\$1,555.51
02-22-203-032	2	122	SFD	1	\$1,976.91	\$421.40	\$1,555.51
02-22-203-033	2	121	SFD	1	\$1,976.91	\$421.40	\$1,555.51
02-22-203-034	2	120	SFD	1	\$1,976.91	\$421.40	\$1,555.51
02-22-203-035	2	119	SFD	1	\$1,976.91	\$421.40	\$1,555.51
02-22-204-001	2	182	SFD	1	\$1,976.92	\$421.41	\$1,555.51
02-22-204-002	2	181	SFD	1	\$1,976.92	\$421.41	\$1,555.51
02-22-204-003	2	180	SFD	1	\$1,976.92	\$421.41	\$1,555.51
02-22-204-004	2	179	SFD	1	\$1,976.91	\$421.40	\$1,555.51
02-22-204-005	2	178	SFD	1	\$1,976.91	\$421.40	\$1,555.51
02-22-204-006	2	177	SFD	1	\$1,976.91	\$421.40	\$1,555.51
02-22-204-007	2	176	SFD	1	\$1,976.91	\$421.40	\$1,555.51
02-22-204-008	2	175	SFD	1	\$1,976.91	\$421.40	\$1,555.51
02-22-204-009	2	174	SFD	1	\$1,976.91	\$421.40	\$1,555.51
02-22-204-010	2	173	SFD	1	\$1,976.91	\$421.40	\$1,555.51
02-22-204-011	2	172	SFD	1	\$1,976.91	\$421.40	\$1,555.51
02-22-204-012	2	171	SFD	1	\$1,976.91	\$421.40	\$1,555.51
02-22-204-013	2	170	SFD	1	\$1,976.92	\$421.41	\$1,555.51
02-22-204-014	2	169	SFD	1	\$1,976.92	\$421.41	\$1,555.51
02-22-204-015	2	168	SFD	1	\$1,976.92	\$421.41	\$1,555.51
02-22-204-016	2	167	SFD	1	\$1,976.92	\$421.41	\$1,555.51
02-22-204-017	2	152	SFD	1	\$1,976.91	\$421.40	\$1,555.51
02-22-204-018	2	153	SFD	1	\$1,976.91	\$421.40	\$1,555.51
02-22-204-019	2	154	SFD	1	\$1,976.91	\$421.40	\$1,555.51
02-22-204-020	2	155	SFD	1	\$1,976.91	\$421.40	\$1,555.51

**Village of Antioch
Special Service Area Number Two
(Clublands)
Levy Year 2011 / Collection Year 2012**

2011 Special Tax Levy

<u>PIN</u>	<u>Phase</u>	<u>Lot</u>	<u>Land Use</u>	<u># of Units</u>	<u>Original Amount Levied</u>	<u>Amount to be Abated</u>	<u>Amount to be Collected/ Levied</u>
02-22-204-021	2	156	SFD	1	\$1,976.91	\$421.40	\$1,555.51
02-22-204-022	2	157	SFD	1	\$1,976.91	\$421.40	\$1,555.51
02-22-204-023	2	158	SFD	1	\$1,976.91	\$421.40	\$1,555.51
02-22-204-024	2	159	SFD	1	\$1,976.91	\$421.40	\$1,555.51
02-22-204-025	2	160	SFD	1	\$1,976.91	\$421.40	\$1,555.51
02-22-204-026	2	161	SFD	1	\$1,976.91	\$421.40	\$1,555.51
02-22-204-027	2	162	SFD	1	\$1,976.91	\$421.40	\$1,555.51
02-22-204-028	2	163	SFD	1	\$1,976.91	\$421.40	\$1,555.51
02-22-204-029	2	164	SFD	1	\$1,976.91	\$421.40	\$1,555.51
02-22-204-030	2	165	SFD	1	\$1,976.91	\$421.40	\$1,555.51
02-22-204-031	2	166	SFD	1	\$1,976.92	\$421.41	\$1,555.51
02-22-204-032	3 West	260	SFD	1	\$1,976.91	\$421.40	\$1,555.51
02-22-204-033	3 West	261	SFD	1	\$1,976.91	\$421.40	\$1,555.51
02-22-204-034	3 West	262	SFD	1	\$1,976.91	\$421.40	\$1,555.51
02-22-204-035	3 West	263	SFD	1	\$1,976.91	\$421.40	\$1,555.51
02-22-204-036	3 West	264	SFD	1	\$1,976.91	\$421.40	\$1,555.51
02-22-204-037	3 West	265	SFD	1	\$1,976.91	\$421.40	\$1,555.51
02-22-204-038	3 West	266	SFD	1	\$1,976.91	\$421.40	\$1,555.51
02-22-204-039	3 West	267	SFD	1	\$1,976.91	\$421.40	\$1,555.51
02-22-204-040	3 West	279	SFD	1	\$1,976.91	\$421.40	\$1,555.51
02-22-204-041	3 West	278	SFD	1	\$1,976.91	\$421.40	\$1,555.51
02-22-204-042	3 West	277	SFD	1	\$1,976.91	\$421.40	\$1,555.51
02-22-204-043	3 West	276	SFD	1	\$1,976.91	\$421.40	\$1,555.51
02-22-204-044	3 West	275	SFD	1	\$1,976.91	\$421.40	\$1,555.51
02-22-204-045	3 West	274	SFD	1	\$1,976.91	\$421.40	\$1,555.51
02-22-204-046	3 West	273	SFD	1	\$1,976.91	\$421.40	\$1,555.51
02-22-204-047	3 West	272	SFD	1	\$1,976.91	\$421.40	\$1,555.51
02-22-204-048	3 West	271	SFD	1	\$1,976.91	\$421.40	\$1,555.51
02-22-204-049	3 West	270	SFD	1	\$1,976.91	\$421.40	\$1,555.51
02-22-204-050	3 West	269	SFD	1	\$1,976.91	\$421.40	\$1,555.51
02-22-204-051	3 West	268	SFD	1	\$1,976.91	\$421.40	\$1,555.51
02-22-206-001	2	101	SFD	1	\$1,976.91	\$421.40	\$1,555.51
02-22-206-002	2	102	SFD	1	\$1,976.91	\$421.40	\$1,555.51
02-22-206-003	2	103	SFD	1	\$1,976.91	\$421.40	\$1,555.51
02-22-206-004	2	104	SFD	1	\$1,976.91	\$421.40	\$1,555.51
02-22-206-005	2	105	SFD	1	\$1,976.91	\$421.40	\$1,555.51
02-22-206-006	2	106	SFD	1	\$1,976.91	\$421.40	\$1,555.51
02-22-206-007	2	107	SFD	1	\$1,976.91	\$421.40	\$1,555.51
02-22-206-008	2	108	SFD	1	\$1,976.91	\$421.40	\$1,555.51
02-22-206-009	2	109	SFD	1	\$1,976.91	\$421.40	\$1,555.51
02-22-206-010	2	110	SFD	1	\$1,976.91	\$421.40	\$1,555.51
02-22-206-011	2	111	SFD	1	\$1,976.91	\$421.40	\$1,555.51
02-22-206-012	2	112	SFD	1	\$1,976.91	\$421.40	\$1,555.51
02-22-206-013	2	113	SFD	1	\$1,976.91	\$421.40	\$1,555.51
02-22-206-014	2	114	SFD	1	\$1,976.91	\$421.40	\$1,555.51
02-22-206-015	2	115	SFD	1	\$1,976.91	\$421.40	\$1,555.51
02-22-206-016	2	116	SFD	1	\$1,976.91	\$421.40	\$1,555.51
02-22-207-001	3 West	239	SFD	1	\$1,976.91	\$421.40	\$1,555.51
02-22-207-002	3 West	240	SFD	1	\$1,976.91	\$421.40	\$1,555.51

**Village of Antioch
Special Service Area Number Two
(Clublands)
Levy Year 2011 / Collection Year 2012**

2011 Special Tax Levy

<u>PIN</u>	<u>Phase</u>	<u>Lot</u>	<u>Land Use</u>	<u># of Units</u>	<u>Original Amount Levied</u>	<u>Amount to be Abated</u>	<u>Amount to be Collected/ Levied</u>
02-22-207-003	3 West	241	SFD	1	\$1,976.91	\$421.40	\$1,555.51
02-22-207-004	3 West	238	SFD	1	\$1,976.91	\$421.40	\$1,555.51
02-22-207-005	3 West	237	SFD	1	\$1,976.91	\$421.40	\$1,555.51
02-22-207-006	3 West	236	SFD	1	\$1,976.91	\$421.40	\$1,555.51
02-22-207-007	3 West	235	SFD	1	\$1,976.91	\$421.40	\$1,555.51
02-22-207-008	3 West	234	SFD	1	\$1,976.91	\$421.40	\$1,555.51
02-22-207-009	3 West	233	SFD	1	\$1,976.91	\$421.40	\$1,555.51
02-22-207-010	3 West	232	SFD	1	\$1,976.91	\$421.40	\$1,555.51
02-22-207-011	3 West	231	SFD	1	\$1,976.91	\$421.40	\$1,555.51
02-22-207-012	3 West	230	SFD	1	\$1,976.91	\$421.40	\$1,555.51
02-22-207-013	3 West	229	SFD	1	\$1,976.91	\$421.40	\$1,555.51
02-22-207-015	3 West	243	SFD	1	\$1,976.91	\$421.40	\$1,555.51
02-22-207-016	3 West	244	SFD	1	\$1,976.91	\$421.40	\$1,555.51
02-22-207-017	3 West	245	SFD	1	\$1,976.91	\$421.40	\$1,555.51
02-22-207-018	3 West	246	SFD	1	\$1,976.91	\$421.40	\$1,555.51
02-22-207-019	3 West	247	SFD	1	\$1,976.91	\$421.40	\$1,555.51
02-22-207-020	3 West	248	SFD	1	\$1,976.91	\$421.40	\$1,555.51
02-22-207-021	3 West	249	SFD	1	\$1,976.91	\$421.40	\$1,555.51
02-22-207-022	3 West	250	SFD	1	\$1,976.91	\$421.40	\$1,555.51
02-22-207-023	3 West	251	SFD	1	\$1,976.91	\$421.40	\$1,555.51
02-22-208-001	3 West	280	SFD	1	\$1,976.91	\$421.40	\$1,555.51
02-22-208-002	3 West	281	SFD	1	\$1,976.91	\$421.40	\$1,555.51
02-22-208-003	3 West	282	SFD	1	\$1,976.91	\$421.40	\$1,555.51
02-22-208-004	3 West	283	SFD	1	\$1,976.91	\$421.40	\$1,555.51
02-22-208-005	3 West	284	SFD	1	\$1,976.91	\$421.40	\$1,555.51
02-22-208-006	3 West	285	SFD	1	\$1,976.91	\$421.40	\$1,555.51
02-22-208-007	3 West	286	SFD	1	\$1,976.91	\$421.40	\$1,555.51
02-22-208-008	3 West	287	SFD	1	\$1,976.91	\$421.40	\$1,555.51
02-22-208-009	3 West	288	SFD	1	\$1,976.91	\$421.40	\$1,555.51
02-22-208-010	3 West	289	SFD	1	\$1,976.91	\$421.40	\$1,555.51
02-22-208-011	3 West	290	SFD	1	\$1,976.91	\$421.40	\$1,555.51
02-22-208-012	3 West	291	SFD	1	\$1,976.91	\$421.40	\$1,555.51
02-22-208-013	3 West	304	SFD	1	\$1,976.91	\$421.40	\$1,555.51
02-22-208-014	3 West	303	SFD	1	\$1,976.91	\$421.40	\$1,555.51
02-22-208-015	3 West	302	SFD	1	\$1,976.91	\$421.40	\$1,555.51
02-22-208-016	3 West	301	SFD	1	\$1,976.91	\$421.40	\$1,555.51
02-22-208-017	3 West	300	SFD	1	\$1,976.91	\$421.40	\$1,555.51
02-22-208-018	3 West	299	SFD	1	\$1,976.91	\$421.40	\$1,555.51
02-22-208-019	3 West	298	SFD	1	\$1,976.91	\$421.40	\$1,555.51
02-22-208-020	3 West	297	SFD	1	\$1,976.91	\$421.40	\$1,555.51
02-22-208-021	3 West	296	SFD	1	\$1,976.91	\$421.40	\$1,555.51
02-22-208-022	3 West	295	SFD	1	\$1,976.91	\$421.40	\$1,555.51
02-22-208-023	3 West	294	SFD	1	\$1,976.91	\$421.40	\$1,555.51
02-22-208-024	3 West	293	SFD	1	\$1,976.91	\$421.40	\$1,555.51
02-22-208-025	3 West	292	SFD	1	\$1,976.91	\$421.40	\$1,555.51
02-22-209-001	3 West	346	SFD	1	\$1,976.91	\$421.40	\$1,555.51
02-22-209-002	3 West	347	SFD	1	\$1,976.91	\$421.40	\$1,555.51
02-22-209-003	3 West	348	SFD	1	\$1,976.91	\$421.40	\$1,555.51
02-22-209-004	3 West	349	SFD	1	\$1,976.91	\$421.40	\$1,555.51

**Village of Antioch
Special Service Area Number Two
(Clublands)
Levy Year 2011 / Collection Year 2012**

2011 Special Tax Levy

<u>PIN</u>	<u>Phase</u>	<u>Lot</u>	<u>Land Use</u>	<u># of Units</u>	<u>Original Amount Levied</u>	<u>Amount to be Abated</u>	<u>Amount to be Collected/ Levied</u>
02-22-209-005	3 West	350	SFD	1	\$1,976.91	\$421.40	\$1,555.51
02-22-209-006	3 West	351	SFD	1	\$1,976.91	\$421.40	\$1,555.51
02-22-209-007	3 West	352	SFD	1	\$1,976.91	\$421.40	\$1,555.51
02-22-209-008	3 West	353	SFD	1	\$1,976.91	\$421.40	\$1,555.51
02-22-209-009	3 West	305	SFD	1	\$1,976.91	\$421.40	\$1,555.51
02-22-209-010	3 West	306	SFD	1	\$1,976.91	\$421.40	\$1,555.51
02-22-209-011	3 West	307	SFD	1	\$1,976.91	\$421.40	\$1,555.51
02-22-209-012	3 West	308	SFD	1	\$1,976.91	\$421.40	\$1,555.51
02-22-209-013	3 West	309	SFD	1	\$1,976.91	\$421.40	\$1,555.51
02-22-209-014	3 West	310	SFD	1	\$1,976.91	\$421.40	\$1,555.51
02-22-209-015	3 West	311	SFD	1	\$1,976.91	\$421.40	\$1,555.51
02-22-209-016	3 West	312	SFD	1	\$1,976.91	\$421.40	\$1,555.51
02-22-209-017	3 West	313	SFD	1	\$1,976.91	\$421.40	\$1,555.51
02-22-209-018	3 West	314	SFD	1	\$1,976.91	\$421.40	\$1,555.51
02-22-209-019	3 West	315	SFD	1	\$1,976.91	\$421.40	\$1,555.51
02-22-209-020	3 West	316	SFD	1	\$1,976.91	\$421.40	\$1,555.51
02-22-209-021	3 West	317	SFD	1	\$1,976.91	\$421.40	\$1,555.51
02-22-209-022	3 West	318	SFD	1	\$1,976.91	\$421.40	\$1,555.51
02-22-209-023	3 West	319	SFD	1	\$1,976.91	\$421.40	\$1,555.51
02-22-209-024	3 West	320	SFD	1	\$1,976.91	\$421.40	\$1,555.51
02-22-209-025	3 West	321	SFD	1	\$1,976.91	\$421.40	\$1,555.51
02-22-209-026	3 West	345	SFD	1	\$1,976.91	\$421.40	\$1,555.51
02-22-209-027	3 West	344	SFD	1	\$1,976.91	\$421.40	\$1,555.51
02-22-209-028	3 West	343	SFD	1	\$1,976.91	\$421.40	\$1,555.51
02-22-209-029	3 West	342	SFD	1	\$1,976.91	\$421.40	\$1,555.51
02-22-209-030	3 West	341	SFD	1	\$1,976.91	\$421.40	\$1,555.51
02-22-209-031	3 West	340	SFD	1	\$1,976.91	\$421.40	\$1,555.51
02-22-209-032	3 West	339	SFD	1	\$1,976.91	\$421.40	\$1,555.51
02-22-209-033	3 West	338	SFD	1	\$1,976.91	\$421.40	\$1,555.51
02-22-209-034	3 West	337	SFD	1	\$1,976.91	\$421.40	\$1,555.51
02-22-209-035	3 West	336	SFD	1	\$1,976.91	\$421.40	\$1,555.51
02-22-209-036	3 West	335	SFD	1	\$1,976.91	\$421.40	\$1,555.51
02-22-209-037	3 West	334	SFD	1	\$1,976.91	\$421.40	\$1,555.51
02-22-209-038	3 West	333	SFD	1	\$1,976.91	\$421.40	\$1,555.51
02-22-209-039	3 West	332	SFD	1	\$1,976.91	\$421.40	\$1,555.51
02-22-209-040	3 West	331	SFD	1	\$1,976.91	\$421.40	\$1,555.51
02-22-209-041	3 West	330	SFD	1	\$1,976.91	\$421.40	\$1,555.51
02-22-209-042	3 West	329	SFD	1	\$1,976.91	\$421.40	\$1,555.51
02-22-209-043	3 West	328	SFD	1	\$1,976.91	\$421.40	\$1,555.51
02-22-209-044	3 West	327	SFD	1	\$1,976.91	\$421.40	\$1,555.51
02-22-209-045	3 West	326	SFD	1	\$1,976.91	\$421.40	\$1,555.51
02-22-209-046	3 West	325	SFD	1	\$1,976.91	\$421.40	\$1,555.51
02-22-209-047	3 West	324	SFD	1	\$1,976.91	\$421.40	\$1,555.51
02-22-209-048	3 West	323	SFD	1	\$1,976.91	\$421.40	\$1,555.51
02-22-209-049	3 West	322	SFD	1	\$1,976.91	\$421.40	\$1,555.51
02-22-210-002	3 West	363	SFD	1	\$1,976.91	\$421.40	\$1,555.51
02-22-210-003	3 West	364	SFD	1	\$1,976.91	\$421.40	\$1,555.51
02-22-210-004	3 West	365	SFD	1	\$1,976.91	\$421.40	\$1,555.51
02-22-210-005	3 West	366	SFD	1	\$1,976.91	\$421.40	\$1,555.51

**Village of Antioch
Special Service Area Number Two
(Clublands)
Levy Year 2011 / Collection Year 2012**

2011 Special Tax Levy

<u>PIN</u>	<u>Phase</u>	<u>Lot</u>	<u>Land Use</u>	<u># of Units</u>	<u>Original Amount Levied</u>	<u>Amount to be Abated</u>	<u>Amount to be Collected/ Levied</u>
02-22-210-006	3 West	362	SFD	1	\$1,976.91	\$421.40	\$1,555.51
02-22-210-007	3 West	361	SFD	1	\$1,976.91	\$421.40	\$1,555.51
02-22-210-008	3 West	367	SFD	1	\$1,976.91	\$421.40	\$1,555.51
02-22-210-009	3 West	368	SFD	1	\$1,976.91	\$421.40	\$1,555.51
02-22-210-010	3 West	373	SFD	1	\$1,976.91	\$421.40	\$1,555.51
02-22-210-011	3 West	374	SFD	1	\$1,976.91	\$421.40	\$1,555.51
02-22-210-012	3 West	375	SFD	1	\$1,976.91	\$421.40	\$1,555.51
02-22-210-013	3 West	376	SFD	1	\$1,976.91	\$421.40	\$1,555.51
02-22-210-014	3 West	377	SFD	1	\$1,976.91	\$421.40	\$1,555.51
02-22-210-015	3 West	378	SFD	1	\$1,976.91	\$421.40	\$1,555.51
02-22-210-016	3 West	379	SFD	1	\$1,976.91	\$421.40	\$1,555.51
02-22-210-017	3 West	380	SFD	1	\$1,976.91	\$421.40	\$1,555.51
02-22-210-019	3 West	381	SFD	1	\$1,976.91	\$421.40	\$1,555.51
02-22-210-020	3 West	382	SFD	1	\$1,976.91	\$421.40	\$1,555.51
02-22-210-021	3 West	383	SFD	1	\$1,976.91	\$421.40	\$1,555.51
02-22-210-022	3 West	384	SFD	1	\$1,976.91	\$421.40	\$1,555.51
02-22-210-023	3 West	385	SFD	1	\$1,976.91	\$421.40	\$1,555.51
02-22-210-024	3 West	386	SFD	1	\$1,976.91	\$421.40	\$1,555.51
02-22-210-025	3 West	387	SFD	1	\$1,976.91	\$421.40	\$1,555.51
02-22-210-026	3 West	388	SFD	1	\$1,976.91	\$421.40	\$1,555.51
02-22-210-027	3 West	389	SFD	1	\$1,976.91	\$421.40	\$1,555.51
02-22-210-028	3 West	390	SFD	1	\$1,976.91	\$421.40	\$1,555.51
02-22-210-029	3 West	372	SFD	1	\$1,976.91	\$421.40	\$1,555.51
02-22-210-030	3 West	371	SFD	1	\$1,976.91	\$421.40	\$1,555.51
02-22-210-031	3 West	370	SFD	1	\$1,976.91	\$421.40	\$1,555.51
02-22-210-032	3 West	369	SFD	1	\$1,976.91	\$421.40	\$1,555.51
02-23-101-002	1	32	SFD	1	\$1,976.92	\$421.41	\$1,555.51
02-23-101-003	1	31	SFD	1	\$1,976.92	\$421.41	\$1,555.51
02-23-101-004	1	30	SFD	1	\$1,976.92	\$421.41	\$1,555.51
02-23-101-005	1	29	SFD	1	\$1,976.92	\$421.41	\$1,555.51
02-23-101-006	1	28	SFD	1	\$1,976.92	\$421.41	\$1,555.51
02-23-101-007	1	27	SFD	1	\$1,976.92	\$421.41	\$1,555.51
02-23-101-008	1	26	SFD	1	\$1,976.92	\$421.41	\$1,555.51
02-23-101-009	1	25	SFD	1	\$1,976.92	\$421.41	\$1,555.51
02-23-101-010	1	24	SFD	1	\$1,976.92	\$421.41	\$1,555.51
02-23-101-011	1	23	SFD	1	\$1,976.92	\$421.41	\$1,555.51
02-23-101-014	1	20	SFD	1	\$1,976.92	\$421.41	\$1,555.51
02-23-101-016	1	35	SFD	1	\$1,976.92	\$421.41	\$1,555.51
02-23-101-017	1	36	SFD	1	\$1,976.92	\$421.41	\$1,555.51
02-23-101-018	1	37	SFD	1	\$1,976.92	\$421.41	\$1,555.51
02-23-101-019	1	38	SFD	1	\$1,976.92	\$421.41	\$1,555.51
02-23-101-020	1	19	SFD	1	\$1,976.92	\$421.41	\$1,555.51
02-23-101-021	1	18	SFD	1	\$1,976.92	\$421.41	\$1,555.51
02-23-101-022	1	17	SFD	1	\$1,976.92	\$421.41	\$1,555.51
02-23-101-023	1	16	SFD	1	\$1,976.92	\$421.41	\$1,555.51
02-23-101-024	1	15	SFD	1	\$1,976.92	\$421.41	\$1,555.51
02-23-101-025	1	14	SFD	1	\$1,976.92	\$421.41	\$1,555.51
02-23-102-001	1	42	SFD	1	\$1,976.92	\$421.41	\$1,555.51
02-23-102-002	1	41	SFD	1	\$1,976.92	\$421.41	\$1,555.51

**Village of Antioch
Special Service Area Number Two
(Clublands)
Levy Year 2011 / Collection Year 2012**

					2011 Special Tax Levy		
<u>PIN</u>	<u>Phase</u>	<u>Lot</u>	<u>Land Use</u>	<u># of Units</u>	<u>Original Amount Levied</u>	<u>Amount to be Abated</u>	<u>Amount to be Collected/ Levied</u>
02-23-102-003	1	40	SFD	1	\$1,976.92	\$421.41	\$1,555.51
02-23-102-004	1	39	SFD	1	\$1,976.92	\$421.41	\$1,555.51
02-23-102-005	1	43	SFD	1	\$1,976.92	\$421.41	\$1,555.51
02-23-102-006	1	44	SFD	1	\$1,976.92	\$421.41	\$1,555.51
02-23-102-007	1	45	SFD	1	\$1,976.92	\$421.41	\$1,555.51
02-23-102-008	1	46	SFD	1	\$1,976.92	\$421.41	\$1,555.51
02-23-103-001	1	51	SFD	1	\$1,976.92	\$421.41	\$1,555.51
02-23-103-002	1	50	SFD	1	\$1,976.92	\$421.41	\$1,555.51
02-23-103-003	1	49	SFD	1	\$1,976.92	\$421.41	\$1,555.51
02-23-103-004	1	48	SFD	1	\$1,976.92	\$421.41	\$1,555.51
02-23-103-005	1	47	SFD	1	\$1,976.92	\$421.41	\$1,555.51
02-23-103-006	1	52	SFD	1	\$1,976.92	\$421.41	\$1,555.51
02-23-103-007	1	53	SFD	1	\$1,976.92	\$421.41	\$1,555.51
02-23-103-008	1	54	SFD	1	\$1,976.92	\$421.41	\$1,555.51
02-23-103-009	1	55	SFD	1	\$1,976.92	\$421.41	\$1,555.51
02-23-103-010	1	56	SFD	1	\$1,976.92	\$421.41	\$1,555.51
02-23-103-011	1	65	SFD	1	\$1,976.92	\$421.41	\$1,555.51
02-23-103-012	1	66	SFD	1	\$1,976.92	\$421.41	\$1,555.51
02-23-103-013	1	67	SFD	1	\$1,976.92	\$421.41	\$1,555.51
02-23-103-014	1	64	SFD	1	\$1,976.92	\$421.41	\$1,555.51
02-23-103-015	1	63	SFD	1	\$1,976.92	\$421.41	\$1,555.51
02-23-103-016	1	62	SFD	1	\$1,976.92	\$421.41	\$1,555.51
02-23-103-017	1	61	SFD	1	\$1,976.92	\$421.41	\$1,555.51
02-23-103-018	1	57	SFD	1	\$1,976.92	\$421.41	\$1,555.51
02-23-103-019	1	58	SFD	1	\$1,976.92	\$421.41	\$1,555.51
02-23-103-020	1	59	SFD	1	\$1,976.92	\$421.41	\$1,555.51
02-23-103-021	1	60	SFD	1	\$1,976.92	\$421.41	\$1,555.51
02-23-104-002	1	9	SFD	1	\$1,976.92	\$421.41	\$1,555.51
02-23-104-003	1	10	SFD	1	\$1,976.92	\$421.41	\$1,555.51
02-23-104-004	1	11	SFD	1	\$1,976.92	\$421.41	\$1,555.51
02-23-104-005	1	12	SFD	1	\$1,976.92	\$421.41	\$1,555.51
02-23-104-006	1	13	SFD	1	\$1,976.92	\$421.41	\$1,555.51
02-23-104-007	1	8	SFD	1	\$1,976.92	\$421.41	\$1,555.51
02-23-104-008	1	7	SFD	1	\$1,976.92	\$421.41	\$1,555.51
02-23-104-009	1	6	SFD	1	\$1,976.92	\$421.41	\$1,555.51
02-23-104-010	1	5	SFD	1	\$1,976.92	\$421.41	\$1,555.51
02-23-104-011	1	4	SFD	1	\$1,976.92	\$421.41	\$1,555.51
02-23-104-012	1	3	SFD	1	\$1,976.92	\$421.41	\$1,555.51
02-23-104-013	1	2	SFD	1	\$1,976.92	\$421.41	\$1,555.51
02-23-104-014	1	1	SFD	1	\$1,976.92	\$421.41	\$1,555.51
02-23-104-016	3 East	653	SFD	1	\$1,976.91	\$421.40	\$1,555.51
02-23-104-017	3 East	652	SFD	1	\$1,976.91	\$421.40	\$1,555.51
02-23-104-018	3 East	651	SFD	1	\$1,976.91	\$421.40	\$1,555.51
02-23-104-019	3 East	650	SFD	1	\$1,976.91	\$421.40	\$1,555.51
02-23-104-020	3 East	649	SFD	1	\$1,976.91	\$421.40	\$1,555.51
02-23-104-021	3 East	648	SFD	1	\$1,976.91	\$421.40	\$1,555.51
02-23-104-022	3 East	647	SFD	1	\$1,976.91	\$421.40	\$1,555.51
02-23-104-023	3 East	646	SFD	1	\$1,976.91	\$421.40	\$1,555.51
02-23-104-024	3 East	645	SFD	1	\$1,976.91	\$421.40	\$1,555.51

**Village of Antioch
Special Service Area Number Two
(Clublands)
Levy Year 2011 / Collection Year 2012**

2011 Special Tax Levy

<u>PIN</u>	<u>Phase</u>	<u>Lot</u>	<u>Land Use</u>	<u># of Units</u>	<u>Original Amount Levied</u>	<u>Amount to be Abated</u>	<u>Amount to be Collected/ Levied</u>
02-23-104-025	3 East	644	SFD	1	\$1,976.91	\$421.40	\$1,555.51
02-23-104-026	3 East	643	SFD	1	\$1,976.91	\$421.40	\$1,555.51
02-23-106-017	3 Replat	49	SFD	1	\$1,976.91	\$421.40	\$1,555.51
02-23-106-018	3 Replat	48	SFD	1	\$1,976.91	\$421.40	\$1,555.51
02-23-106-019	3 Replat	47	SFD	1	\$1,976.91	\$421.40	\$1,555.51
02-23-106-020	3 Replat	46	SFD	1	\$1,976.91	\$421.40	\$1,555.51
02-23-106-021	3 Replat	45	SFD	1	\$1,976.91	\$421.40	\$1,555.51
02-23-106-022	3 Replat	44	SFD	1	\$1,976.91	\$421.40	\$1,555.51
02-23-106-023	3 Replat	43	SFD	1	\$1,976.91	\$421.40	\$1,555.51
02-23-106-024	3 Replat	42	SFD	1	\$1,976.91	\$421.40	\$1,555.51
02-23-106-025	3 Replat	41	SFD	1	\$1,976.91	\$421.40	\$1,555.51
02-23-106-026	3 Replat	40	SFD	1	\$1,976.91	\$421.40	\$1,555.51
02-23-106-027	3 Replat	39	SFD	1	\$1,976.91	\$421.40	\$1,555.51
02-23-106-028	3 Replat	38	SFD	1	\$1,976.91	\$421.40	\$1,555.51
02-23-106-029	3 Replat	37	SFD	1	\$1,976.91	\$421.40	\$1,555.51
02-23-107-002	3 East	730	SFD	1	\$1,976.91	\$421.40	\$1,555.51
02-23-107-003	3 East	731	SFD	1	\$1,976.91	\$421.40	\$1,555.51
02-23-107-004	3 East	732	SFD	1	\$1,976.91	\$421.40	\$1,555.51
02-23-107-005	3 East	733	SFD	1	\$1,976.91	\$421.40	\$1,555.51
02-23-107-006	3 East	734	SFD	1	\$1,976.91	\$421.40	\$1,555.51
02-23-108-001	3 East	749	SFD	1	\$1,976.91	\$421.40	\$1,555.51
02-23-108-002	3 East	748	SFD	1	\$1,976.91	\$421.40	\$1,555.51
02-23-108-003	3 East	747	SFD	1	\$1,976.91	\$421.40	\$1,555.51
02-23-108-004	3 East	746	SFD	1	\$1,976.91	\$421.40	\$1,555.51
02-23-108-005	3 East	745	SFD	1	\$1,976.91	\$421.40	\$1,555.51
02-23-108-006	3 East	744	SFD	1	\$1,976.91	\$421.40	\$1,555.51
02-23-108-007	3 East	743	SFD	1	\$1,976.91	\$421.40	\$1,555.51
02-23-108-008	3 East	742	SFD	1	\$1,976.91	\$421.40	\$1,555.51
02-23-108-009	3 East	741	SFD	1	\$1,976.91	\$421.40	\$1,555.51
02-23-108-010	3 East	740	SFD	1	\$1,976.91	\$421.40	\$1,555.51
02-23-108-011	3 East	739	SFD	1	\$1,976.91	\$421.40	\$1,555.51
02-23-108-012	3 East	738	SFD	1	\$1,976.91	\$421.40	\$1,555.51
02-23-108-013	3 East	737	SFD	1	\$1,976.91	\$421.40	\$1,555.51
02-23-108-014	3 East	736	SFD	1	\$1,976.91	\$421.40	\$1,555.51
02-23-108-015	3 East	735	SFD	1	\$1,976.91	\$421.40	\$1,555.51
02-23-108-016	3 East	750	SFD	1	\$1,976.91	\$421.40	\$1,555.51
02-23-108-017	3 East	751	SFD	1	\$1,976.91	\$421.40	\$1,555.51
02-23-108-018	3 East	752	SFD	1	\$1,976.91	\$421.40	\$1,555.51
02-23-108-019	3 East	753	SFD	1	\$1,976.91	\$421.40	\$1,555.51
02-23-108-020	3 East	754	SFD	1	\$1,976.91	\$421.40	\$1,555.51
02-23-108-021	3 East	755	SFD	1	\$1,976.91	\$421.40	\$1,555.51
02-23-108-022	3 East	756	SFD	1	\$1,976.91	\$421.40	\$1,555.51
02-23-108-023	3 East	757	SFD	1	\$1,976.91	\$421.40	\$1,555.51
02-23-108-024	3 East	758	SFD	1	\$1,976.91	\$421.40	\$1,555.51
02-23-108-025	3 East	759	SFD	1	\$1,976.91	\$421.40	\$1,555.51
02-23-108-026	3 East	760	SFD	1	\$1,976.91	\$421.40	\$1,555.51
02-23-108-027	3 East	761	SFD	1	\$1,976.91	\$421.40	\$1,555.51
02-23-108-028	3 East	762	SFD	1	\$1,976.91	\$421.40	\$1,555.51
02-23-108-029	3 East	763	SFD	1	\$1,976.91	\$421.40	\$1,555.51

**Village of Antioch
Special Service Area Number Two
(Clublands)
Levy Year 2011 / Collection Year 2012**

2011 Special Tax Levy

<u>PIN</u>	<u>Phase</u>	<u>Lot</u>	<u>Land Use</u>	<u># of Units</u>	<u>Original Amount Levied</u>	<u>Amount to be Abated</u>	<u>Amount to be Collected/ Levied</u>
02-23-108-030	3 East	764	SFD	1	\$1,976.91	\$421.40	\$1,555.51
02-23-109-001	3 East	773	SFD	1	\$1,976.91	\$421.40	\$1,555.51
02-23-109-002	3 East	772	SFD	1	\$1,976.91	\$421.40	\$1,555.51
02-23-109-003	3 East	771	SFD	1	\$1,976.91	\$421.40	\$1,555.51
02-23-109-004	3 East	770	SFD	1	\$1,976.91	\$421.40	\$1,555.51
02-23-109-005	3 East	769	SFD	1	\$1,976.91	\$421.40	\$1,555.51
02-23-109-006	3 East	768	SFD	1	\$1,976.91	\$421.40	\$1,555.51
02-23-109-007	3 East	767	SFD	1	\$1,976.91	\$421.40	\$1,555.51
02-23-109-008	3 East	766	SFD	1	\$1,976.91	\$421.40	\$1,555.51
02-23-109-009	3 East	765	SFD	1	\$1,976.91	\$421.40	\$1,555.51
02-23-109-010	3 East	795	SFD	1	\$1,976.91	\$421.40	\$1,555.51
02-23-109-011	3 East	796	SFD	1	\$1,976.91	\$421.40	\$1,555.51
02-23-109-012	3 East	797	SFD	1	\$1,976.91	\$421.40	\$1,555.51
02-23-109-013	3 East	798	SFD	1	\$1,976.91	\$421.40	\$1,555.51
02-23-109-014	3 East	799	SFD	1	\$1,976.91	\$421.40	\$1,555.51
02-23-110-002	3 East	682	SFD	1	\$1,976.91	\$421.40	\$1,555.51
02-23-110-003	3 East	683	SFD	1	\$1,976.91	\$421.40	\$1,555.51
02-23-110-004	3 East	684	SFD	1	\$1,976.91	\$421.40	\$1,555.51
02-23-110-005	3 East	685	SFD	1	\$1,976.91	\$421.40	\$1,555.51
02-23-110-006	3 East	686	SFD	1	\$1,976.91	\$421.40	\$1,555.51
02-23-110-007	3 East	687	SFD	1	\$1,976.91	\$421.40	\$1,555.51
02-23-110-008	3 East	688	SFD	1	\$1,976.91	\$421.40	\$1,555.51
02-23-110-009	3 East	689	SFD	1	\$1,976.91	\$421.40	\$1,555.51
02-23-110-010	3 East	690	SFD	1	\$1,976.91	\$421.40	\$1,555.51
02-23-110-011	3 East	691	SFD	1	\$1,976.91	\$421.40	\$1,555.51
02-23-110-012	3 East	692	SFD	1	\$1,976.91	\$421.40	\$1,555.51
02-23-201-001	3 East	729	SFD	1	\$1,976.91	\$421.40	\$1,555.51
02-23-201-002	3 East	727	SFD	1	\$1,976.91	\$421.40	\$1,555.51
02-23-201-003	3 East	726	SFD	1	\$1,976.91	\$421.40	\$1,555.51
02-23-201-004	3 East	725	SFD	1	\$1,976.91	\$421.40	\$1,555.51
02-23-201-005	3 East	724	SFD	1	\$1,976.91	\$421.40	\$1,555.51
02-23-201-006	3 East	723	SFD	1	\$1,976.91	\$421.40	\$1,555.51
02-23-201-007	3 East	728	SFD	1	\$1,976.91	\$421.40	\$1,555.51
02-23-202-001	3 East	774	SFD	1	\$1,976.91	\$421.40	\$1,555.51
02-23-202-002	3 East	775	SFD	1	\$1,976.91	\$421.40	\$1,555.51
02-23-202-003	3 East	776	SFD	1	\$1,976.91	\$421.40	\$1,555.51
02-23-202-004	3 East	777	SFD	1	\$1,976.91	\$421.40	\$1,555.51
02-23-202-005	3 East	778	SFD	1	\$1,976.91	\$421.40	\$1,555.51
02-23-202-006	3 East	779	SFD	1	\$1,976.91	\$421.40	\$1,555.51
02-23-202-007	3 East	780	SFD	1	\$1,976.91	\$421.40	\$1,555.51
02-23-202-008	3 East	781	SFD	1	\$1,976.91	\$421.40	\$1,555.51
02-23-202-009	3 East	782	SFD	1	\$1,976.91	\$421.40	\$1,555.51
02-23-202-010	3 East	783	SFD	1	\$1,976.91	\$421.40	\$1,555.51
02-23-202-011	3 East	794	SFD	1	\$1,976.91	\$421.40	\$1,555.51
02-23-202-012	3 East	793	SFD	1	\$1,976.91	\$421.40	\$1,555.51
02-23-202-013	3 East	792	SFD	1	\$1,976.91	\$421.40	\$1,555.51
02-23-202-014	3 East	791	SFD	1	\$1,976.91	\$421.40	\$1,555.51
02-23-202-015	3 East	790	SFD	1	\$1,976.91	\$421.40	\$1,555.51
02-23-202-016	3 East	789	SFD	1	\$1,976.91	\$421.40	\$1,555.51

**Village of Antioch
Special Service Area Number Two
(Clublands)
Levy Year 2011 / Collection Year 2012**

2011 Special Tax Levy

<u>PIN</u>	<u>Phase</u>	<u>Lot</u>	<u>Land Use</u>	<u># of Units</u>	<u>Original Amount Levied</u>	<u>Amount to be Abated</u>	<u>Amount to be Collected/ Levied</u>
02-23-202-017	3 East	788	SFD	1	\$1,976.91	\$421.40	\$1,555.51
02-23-202-018	3 East	787	SFD	1	\$1,976.91	\$421.40	\$1,555.51
02-23-202-019	3 East	786	SFD	1	\$1,976.91	\$421.40	\$1,555.51
02-23-202-020	3 East	785	SFD	1	\$1,976.91	\$421.40	\$1,555.51
02-23-202-021	3 East	784	SFD	1	\$1,976.91	\$421.40	\$1,555.51
02-23-203-001	3 East	817	SFD	1	\$1,976.91	\$421.40	\$1,555.51
02-23-203-002	3 East	816	SFD	1	\$1,976.91	\$421.40	\$1,555.51
02-23-203-003	3 East	815	SFD	1	\$1,976.91	\$421.40	\$1,555.51
02-23-203-004	3 East	814	SFD	1	\$1,976.91	\$421.40	\$1,555.51
02-23-203-005	3 East	813	SFD	1	\$1,976.91	\$421.40	\$1,555.51
02-23-203-006	3 East	812	SFD	1	\$1,976.91	\$421.40	\$1,555.51
02-23-203-007	3 East	811	SFD	1	\$1,976.91	\$421.40	\$1,555.51
02-23-203-008	3 East	810	SFD	1	\$1,976.91	\$421.40	\$1,555.51
02-23-203-009	3 East	800	SFD	1	\$1,976.91	\$421.40	\$1,555.51
02-23-203-010	3 East	801	SFD	1	\$1,976.91	\$421.40	\$1,555.51
02-23-203-011	3 East	802	SFD	1	\$1,976.91	\$421.40	\$1,555.51
02-23-203-012	3 East	803	SFD	1	\$1,976.91	\$421.40	\$1,555.51
02-23-203-013	3 East	804	SFD	1	\$1,976.91	\$421.40	\$1,555.51
02-23-203-014	3 East	805	SFD	1	\$1,976.91	\$421.40	\$1,555.51
02-23-203-015	3 East	806	SFD	1	\$1,976.91	\$421.40	\$1,555.51
02-23-203-016	3 East	807	SFD	1	\$1,976.91	\$421.40	\$1,555.51
02-23-203-017	3 East	808	SFD	1	\$1,976.91	\$421.40	\$1,555.51
02-23-203-018	3 East	809	SFD	1	\$1,976.91	\$421.40	\$1,555.51
02-23-204-001	3 East	693	SFD	1	\$1,976.91	\$421.40	\$1,555.51
02-23-204-002	3 East	694	SFD	1	\$1,976.91	\$421.40	\$1,555.51
02-23-204-003	3 East	695	SFD	1	\$1,976.91	\$421.40	\$1,555.51
02-23-204-004	3 East	696	SFD	1	\$1,976.91	\$421.40	\$1,555.51
02-23-204-005	3 East	697	SFD	1	\$1,976.91	\$421.40	\$1,555.51
02-23-204-006	3 East	698	SFD	1	\$1,976.91	\$421.40	\$1,555.51
02-23-204-007	3 East	699	SFD	1	\$1,976.91	\$421.40	\$1,555.51
02-23-204-008	3 East	700	SFD	1	\$1,976.91	\$421.40	\$1,555.51
02-23-204-009	3 East	701	SFD	1	\$1,976.91	\$421.40	\$1,555.51
02-23-204-010	3 East	702	SFD	1	\$1,976.91	\$421.40	\$1,555.51
02-23-204-011	3 East	703	SFD	1	\$1,976.91	\$421.40	\$1,555.51
02-23-204-012	3 East	722	SFD	1	\$1,976.91	\$421.40	\$1,555.51
02-23-204-013	3 East	721	SFD	1	\$1,976.91	\$421.40	\$1,555.51
02-23-204-014	3 East	720	SFD	1	\$1,976.91	\$421.40	\$1,555.51
02-23-204-015	3 East	719	SFD	1	\$1,976.91	\$421.40	\$1,555.51
02-23-204-016	3 East	718	SFD	1	\$1,976.91	\$421.40	\$1,555.51
02-23-204-017	3 East	717	SFD	1	\$1,976.91	\$421.40	\$1,555.51
02-23-204-018	3 East	716	SFD	1	\$1,976.91	\$421.40	\$1,555.51
02-23-204-019	3 East	715	SFD	1	\$1,976.91	\$421.40	\$1,555.51
02-23-204-020	3 East	714	SFD	1	\$1,976.91	\$421.40	\$1,555.51
02-23-204-021	3 East	713	SFD	1	\$1,976.91	\$421.40	\$1,555.51
02-23-204-022	3 East	712	SFD	1	\$1,976.91	\$421.40	\$1,555.51
02-23-204-023	3 East	711	SFD	1	\$1,976.91	\$421.40	\$1,555.51
02-23-204-024	3 East	710	SFD	1	\$1,976.91	\$421.40	\$1,555.51
02-23-204-025	3 East	709	SFD	1	\$1,976.91	\$421.40	\$1,555.51
02-23-204-026	3 East	708	SFD	1	\$1,976.91	\$421.40	\$1,555.51

**Village of Antioch
Special Service Area Number Two
(Clublands)
Levy Year 2011 / Collection Year 2012**

2011 Special Tax Levy

<u>PIN</u>	<u>Phase</u>	<u>Lot</u>	<u>Land Use</u>	<u># of Units</u>	<u>Original Amount Levied</u>	<u>Amount to be Abated</u>	<u>Amount to be Collected/ Levied</u>
02-23-204-027	3 East	707	SFD	1	\$1,976.91	\$421.40	\$1,555.51
02-23-204-028	3 East	706	SFD	1	\$1,976.91	\$421.40	\$1,555.51
02-23-204-029	3 East	705	SFD	1	\$1,976.91	\$421.40	\$1,555.51
02-23-204-030	3 East	704	SFD	1	\$1,976.91	\$421.40	\$1,555.51
02-23-301-001	3 East	642	SFD	1	\$1,976.91	\$421.40	\$1,555.51
02-23-301-003	3 East	641	SFD	1	\$1,976.91	\$421.40	\$1,555.51
02-23-301-004	3 East	640	SFD	1	\$1,976.91	\$421.40	\$1,555.51
02-23-301-005	3 East	639	SFD	1	\$1,976.91	\$421.40	\$1,555.51
02-23-301-033	3 Replat	23	SFD	1	\$1,976.91	\$421.40	\$1,555.51
02-23-301-035	3 Replat	21	SFD	1	\$1,976.91	\$421.40	\$1,555.51
02-23-301-036	3 Replat	20	SFD	1	\$1,976.91	\$421.40	\$1,555.51
02-23-301-037	3 Replat	19	SFD	1	\$1,976.91	\$421.40	\$1,555.51
02-23-301-038	3 Replat	18	SFD	1	\$1,976.91	\$421.40	\$1,555.51
02-23-301-039	3 Replat	17	SFD	1	\$1,976.91	\$421.40	\$1,555.51
02-23-301-040	3 Replat	16	SFD	1	\$1,976.91	\$421.40	\$1,555.51
02-23-301-041	3 Replat	15	SFD	1	\$1,976.91	\$421.40	\$1,555.51
02-23-301-042	3 Replat	14	SFD	1	\$1,976.91	\$421.40	\$1,555.51
02-23-301-043	3 Replat	1	SFD	1	\$1,976.91	\$421.40	\$1,555.51
02-23-301-044	3 Replat	2	SFD	1	\$1,976.91	\$421.40	\$1,555.51
02-23-301-045	3 Replat	3	SFD	1	\$1,976.91	\$421.40	\$1,555.51
02-23-301-046	3 Replat	4	SFD	1	\$1,976.91	\$421.40	\$1,555.51
02-23-301-047	3 Replat	5	SFD	1	\$1,976.91	\$421.40	\$1,555.51
02-23-301-048	3 Replat	6	SFD	1	\$1,976.91	\$421.40	\$1,555.51
02-23-301-049	3 Replat	7	SFD	1	\$1,976.91	\$421.40	\$1,555.51
02-23-301-050	3 Replat	8	SFD	1	\$1,976.91	\$421.40	\$1,555.51
02-23-301-051	3 Replat	9	SFD	1	\$1,976.91	\$421.40	\$1,555.51
02-23-301-052	3 Replat	10	SFD	1	\$1,976.91	\$421.40	\$1,555.51
02-23-301-053	3 Replat	11	SFD	1	\$1,976.91	\$421.40	\$1,555.51
02-23-301-054	3 Replat	12	SFD	1	\$1,976.91	\$421.40	\$1,555.51
02-23-301-055	3 Replat	13	SFD	1	\$1,976.91	\$421.40	\$1,555.51
02-23-301-056	3 Replat	22	SFD	1	\$1,976.91	\$421.40	\$1,555.51
02-23-302-009	3 Replat	28	SFD	1	\$1,976.91	\$421.40	\$1,555.51
02-23-302-010	3 Replat	29	SFD	1	\$1,976.91	\$421.40	\$1,555.51
02-23-302-011	3 Replat	30	SFD	1	\$1,976.91	\$421.40	\$1,555.51
02-23-302-012	3 Replat	31	SFD	1	\$1,976.91	\$421.40	\$1,555.51
02-23-302-013	3 Replat	27	SFD	1	\$1,976.91	\$421.40	\$1,555.51
02-23-302-014	3 Replat	26	SFD	1	\$1,976.91	\$421.40	\$1,555.51
02-23-302-015	3 Replat	25	SFD	1	\$1,976.91	\$421.40	\$1,555.51
02-23-302-016	3 Replat	24	SFD	1	\$1,976.91	\$421.40	\$1,555.51
02-23-303-007	3 Replat	36	SFD	1	\$1,976.91	\$421.40	\$1,555.51
02-23-303-008	3 Replat	35	SFD	1	\$1,976.91	\$421.40	\$1,555.51
02-23-303-009	3 Replat	34	SFD	1	\$1,976.91	\$421.40	\$1,555.51
02-23-303-010	3 Replat	33	SFD	1	\$1,976.91	\$421.40	\$1,555.51
02-23-303-011	3 Replat	32	SFD	1	\$1,976.91	\$421.40	\$1,555.51
02-23-305-001	3 East	477	SFD	1	\$1,976.91	\$421.40	\$1,555.51
02-23-305-002	3 East	478	SFD	1	\$1,976.91	\$421.40	\$1,555.51
02-23-305-003	3 East	479	SFD	1	\$1,976.91	\$421.40	\$1,555.51
02-23-305-004	3 East	480	SFD	1	\$1,976.91	\$421.40	\$1,555.51
02-23-306-001	3 East	531	SFD	1	\$1,976.91	\$421.40	\$1,555.51

**Village of Antioch
Special Service Area Number Two
(Clublands)
Levy Year 2011 / Collection Year 2012**

2011 Special Tax Levy

<u>PIN</u>	<u>Phase</u>	<u>Lot</u>	<u>Land Use</u>	<u># of Units</u>	<u>Original Amount Levied</u>	<u>Amount to be Abated</u>	<u>Amount to be Collected/ Levied</u>
02-23-306-002	3 East	532	SFD	1	\$1,976.91	\$421.40	\$1,555.51
02-23-306-003	3 East	533	SFD	1	\$1,976.91	\$421.40	\$1,555.51
02-23-306-004	3 East	534	SFD	1	\$1,976.91	\$421.40	\$1,555.51
02-23-306-005	3 East	535	SFD	1	\$1,976.91	\$421.40	\$1,555.51
02-23-306-006	3 East	536	SFD	1	\$1,976.91	\$421.40	\$1,555.51
02-23-306-007	3 East	537	SFD	1	\$1,976.91	\$421.40	\$1,555.51
02-23-306-008	3 East	538	SFD	1	\$1,976.91	\$421.40	\$1,555.51
02-23-306-009	3 East	539	SFD	1	\$1,976.91	\$421.40	\$1,555.51
02-23-306-010	3 East	540	SFD	1	\$1,976.91	\$421.40	\$1,555.51
02-23-306-011	3 East	541	SFD	1	\$1,976.91	\$421.40	\$1,555.51
02-23-307-001	3 East	610	SFD	1	\$1,976.91	\$421.40	\$1,555.51
02-23-307-002	3 East	611	SFD	1	\$1,976.91	\$421.40	\$1,555.51
02-23-307-003	3 East	612	SFD	1	\$1,976.91	\$421.40	\$1,555.51
Subtotal				602	\$1,190,101.02	\$253,684.00	\$936,417.02
Single Family Property - Undeveloped							
02-22-200-015	4	NA7	SFD	38	\$75,122.58	\$75,122.58	\$0.00
02-22-400-002	4	NA8	SFD	42	\$83,030.22	\$83,030.22	\$0.00
02-23-300-012	4	NA9	SFD	124	\$245,136.84	\$245,136.84	\$0.00
02-23-300-013	4	NA11	SFD	120	\$237,229.20	\$237,229.20	\$0.00
02-23-300-014	4	NA10	SFD	23	\$45,468.93	\$45,468.93	\$0.00
02-23-400-012	4	NA12	SFD	0	\$0.00	\$0.00	\$0.00
Subtotal				347	\$685,987.77	\$685,987.77	\$0.00
GRAND TOTALS				960	\$1,897,834.80	\$961,417.78	\$936,417.02
				(# of units)	(maximum taxes)	(taxes abated)	(taxes levied)

K:\CLIENTS2\Antioch\District Administration\SSA 2\2011\Database\ssa2 tax
11/23/11