

VILLAGE OF ANTIOCH

12-12-34

**AN ORDINANCE FOR VILLAGE OF ANTIOCH, ILLINOIS
SPECIAL SERVICE AREA NUMBER ONE APPROVING ADMINISTRATIVE
REPORT AND AMENDED SPECIAL TAX ROLL FOR LEVY YEAR 2012
AND ABATING SPECIAL SERVICE AREA TAXES**

ADOPTED BY THE PRESIDENT AND BOARD OF TRUSTEES

OF THE

VILLAGE OF ANTIOCH, ILLINOIS

ON

December 17, 2012

Published in pamphlet form by authority of the Village Board
of the Village of Antioch, Lake County, Illinois,
this 20 day of December, 2012.

LAWRENCE M. HANSON	President	DENNIS B. CROSBY	Trustee
		MARY C. DOMINIAK	Trustee
LORI K. FOLBRICK	Clerk	JAY JOZWIAK	Trustee
		SCOTT A. PIERCE	Trustee
ROBERT J. LONG	Attorney	TED P. POULOS	Trustee
		GEORGE C. SAKAS	Trustee

Ordinance No. 12-12-34

**ORDINANCE FOR VILLAGE OF ANTIOCH, ILLINOIS
SPECIAL SERVICE AREA NUMBER ONE
APPROVING ADMINISTRATIVE REPORT AND
AMENDED SPECIAL TAX ROLL FOR LEVY YEAR 2012
AND ABATING SPECIAL SERVICE AREA TAXES**

BE IT ORDAINED BY THE PRESIDENT AND BOARD OF TRUSTEES OF THE VILLAGE OF ANTIOCH, LAKE COUNTY, ILLINOIS, AS FOLLOWS:

Section 1. It is found and declared by the President and Board of Trustees of the Village of Antioch, Lake County, Illinois (the "Village"), as follows:

(a) The President and Board of Trustees of the Village adopted Ordinance No. 03-05-19 on May 5, 2003, as supplemented by a Determination dated May 29, 2003 (the "Deercrest Bond Ordinance") which: (i) provided for the issuance of \$10,685,000 of Special Service Area Number One Special Tax Bonds, Series 2003 (Deercrest Project) (the "SSA No. 1 Bonds") of the Village of Antioch for the purpose of paying the costs of certain improvements benefiting the Village's Special Service Area Number One (the "Special Service Area"); and (ii) provided for the levy of Special Taxes upon all taxable property within the Special Service Area sufficient to pay the principal of the SSA No. 1 Bonds for each year at maturity or mandatory sinking fund redemption dates and to pay interest and Administrative Expenses of the Special Service Area for each such year and to fund any required reserve funds. The Deercrest Bond Ordinance also directs the Village to calculate or to cause the Consultant appointed by the Village to calculate the Special Tax Requirement (as defined in the Deercrest Bond Ordinance); to amend the Special Tax Roll; to adopt an ordinance approving the amount of the current calendar year's Special Tax Requirement and abate the taxes levied pursuant to such Ordinance each year to the extent the taxes levied exceed the Special Tax Requirement as calculated pursuant to the Special Service Area Number One Deercrest Project Special Tax Roll and Report

dated April 29, 2003 (the "Special Tax Report") prepared by David Taussig & Associates, Inc. (the "Consultant").

(b) Pursuant to the Special Tax Report, the Consultant of the Village has prepared a report dated November 27, 2012 (the "Administrative Report") which includes as Exhibit H thereto the Levy Year 2012 Amended Special Tax Roll (the "Amended Special Tax Roll") a copy of which is attached hereto as Exhibit A, and has determined that the 2012 Special Tax Requirement for the SSA No. 1 Bonds is \$1,144,664.15 and the 2012 Maximum Parcel Special Taxes which may be levied as calculated by the Consultant pursuant to the Administrative Report and taking into account prepayments is \$920,829.31. The 2012 Levy will be insufficient to satisfy the 2012 Special Tax Requirement and a deficit of \$223,834.84 is anticipated.

Section 2. Of the \$924,850.41 of Special Taxes levied for calendar year 2012 pursuant to Section 6 of the Deercrest Bond Ordinance \$4,021.10 (representing prepayments) of such Special Taxes is hereby abated resulting in a 2012 calendar year levy of \$920,829.31.

Section 3. It is the duty of the County Clerk of Lake County to abate those taxes for levy year 2012 as provided in Section 2 of this Ordinance and as provided in the Amended Special Tax Roll.

Section 4. The President and Board of Trustees of the Village hereby approve the Administrative Report and the Amended Special Tax Roll for Levy Year 2012 for the Special Service Area dated November 27, 2012 prepared by the Consultant as set forth in Exhibit A.

Section 5. All ordinances, resolutions and orders or parts of ordinances, resolutions and orders in conflict with this ordinance are repealed to the extent of such conflict. The Village

Clerk shall cause this Ordinance to be published in pamphlet form. This Ordinance shall be in full force and effect after passage and publication as provided by law.

Section 6. A copy of this Ordinance together with the Amended Special Tax Roll shall be filed with the County Clerk of Lake County and recorded with the Recorder of Deeds of Lake County. The County Clerk of Lake County is hereby directed to extend the Special Taxes in accordance with the Amended Special Tax Roll.

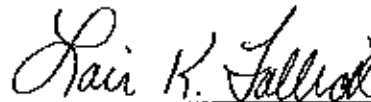
PASSED by the President and Board of Trustees of the Village this December 17, 2012.

Voting Aye (list names): 5: Pierce, Sakas, Crosby, Dominiak and Jozwiak.

Voting Nay (list names): 0.

Abstaining (list names): 0.

Absent (list names): 1: Poulos.



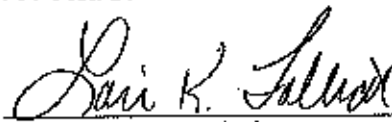
Village Clerk

SIGNED by the President this December 20, 2012.



President

ATTEST:



Village Clerk

Published in pamphlet form December 20, 2012.



STATE OF ILLINOIS)
) SS
COUNTY OF LAKE)

CERTIFICATE

I, Lori K. Folbrick, certify that I am the duly appointed Municipal Clerk of the Village of Antioch, Lake County, Illinois.

I certify that on December 17, 2012, the Corporate Authorities of such municipality passed and approved Ordinance No. 12-12-34, entitled "**AN ORDINANCE FOR VILLAGE OF ANTIOCH, ILLINOIS SPECIAL SERVICE AREA NUMBER ONE APPROVING ADMINISTRATIVE REPORT AND AMENDED SPECIAL TAX ROLL FOR LEVY YEAR 2012 AND ABATING SPECIAL SERVICE AREA TAXES**" which provided by its terms that it should be published in pamphlet form.

The pamphlet form of Ordinance No. 12-12-34, including the Ordinance and cover sheet thereof, was prepared, and a copy of such Ordinance was posted in the municipal building, commencing on December 20, 2012 and continuing for at least ten days thereafter. Copies of such Ordinance were also available for public inspection upon request in the office of the Municipal Clerk.

DATED at Antioch, Illinois, this 20 day of December, 2012



Lori K. Folbrick, RMC/CMC
Village Clerk



EXHIBIT A

**VILLAGE OF ANTIOCH
SPECIAL SERVICE AREA NUMBER ONE**

**Administrative Report Levy Year 2012 and
Amended Special Tax Roll**

VILLAGE OF ANTIOCH



SPECIAL SERVICE AREA NO. 1
(DEERCREST / NEUHAVEN PROJECT)

ADMINISTRATION REPORT
LEVY YEAR 2012

NOVEMBER 27, 2012

Public Finance
Facilities Planning
Urban Economics

Newport Beach
Riverside
San Francisco

**VILLAGE OF ANTIOCH
SPECIAL SERVICE AREA No. 1
2012 ADMINISTRATION REPORT**

PREPARED FOR

VILLAGE OF ANTIOCH
874 Main Street
Antioch, IL 60002

PREPARED BY

DAVID TAUSSIG & ASSOCIATES, INC.

Corporate Office
5000 Birch Street, Suite 6000
Newport Beach, California 92660

Division Offices
Riverside, California
San Francisco, California

Table of Contents

<i>Section</i>	<i>Page</i>
INTRODUCTION.....	1
AUTHORIZED SPECIAL SERVICES	1
BONDED INDEBTEDNESS	1
SPECIAL TAXES	2
I. SPECIAL TAX REQUIREMENT.....	3
II. ACCOUNT ACTIVITY SUMMARY.....	4
III. MAXIMUM, ABATED, AND EXTENDED SPECIAL TAXES.....	6
IV. PRIOR YEAR SPECIAL TAX COLLECTIONS.....	8
2011 SPECIAL TAX RECEIPTS.....	8
TAX SALES AND FORECLOSURES	8
V. DEVELOPMENT STATUS.....	9
EQUALIZED ASSESSED VALUE.....	9
VI. OUTSTANDING BONDS.....	10
SPECIAL TAX PREPAYMENTS	10
BOND REDEMPTIONS FROM SPECIAL TAX PREPAYMENTS.....	10
VII. EQUALIZED ASSESSED VALUE AND VALUE TO LIEN RATIO.....	11
VIII. AD VALOREM PROPERTY TAX RATES.....	12
 EXHIBIT A	AERIAL EXHIBIT OF SSA BOUNDARIES
EXHIBIT B	DEBT SERVICE SCHEDULE
EXHIBIT C	SPECIAL TAX ROLL AND REPORT
EXHIBIT D	FUNDS AND ACCOUNTS
EXHIBIT E	APPLICATION OF SPECIAL TAX
EXHIBIT F	APPLICATION OF EARNINGS
EXHIBIT G	SOURCES AND USES OF FUNDS
EXHIBIT H	2012 AMENDED SPECIAL TAX ROLL

Introduction

This report calculates the 2012 special taxes required to pay annual debt service on the Village of Antioch (the "Village") Special Service Area Number One ("SSA No. 1") Special Tax Bonds, Series 2003 (Deercreek/Neuhaven) (the "Series 2003 Bonds") and administrative expenses and apportions the special taxes to each taxable parcel within SSA No. 1. Pursuant to the Special Service Area Act (the "Act"), the Village Board is the governing body of SSA No. 1. The Village Board must annually, prior to the last Tuesday of December, approve by ordinance the special taxes to be collected, abate the Maximum Parcel Special Taxes in excess of the special taxes to be collected, and direct the County Clerk of Lake County to extend the special taxes for collection. The special taxes will be billed on the tax bill for ad valorem property taxes.

SSA No. 1 was established by Ordinance No. 02-09-38 adopted by the Village Board on September 27, 2002, as amended by Ordinance No. 03-05-17 adopted by the Village Board on May 5, 2003 (the "Establishing Ordinance"). An aerial map of SSA No. 1 is attached hereto as Exhibit A. The Establishing Ordinance authorized SSA No. 1 to provide special services, issue bonds, and levy a special tax to repay the bonds.

Authorized Special Services

The authorized special services include:

- Certain engineering;
- Soil testing and appurtenant work;
- Mass grading and demolition;
- Storm water management facilities;
- Storm drainage systems and storm sewers;
- Site clearing and tree removal;
- Public water facilities;
- Sanitary sewer facilities;
- Erosion control measures;
- Roads, streets, curbs, gutters, street lighting, traffic controls, equestrian paths and related street improvements;
- Equipment and materials necessary for the maintenance thereof, landscaping, wetland mitigation and tree installation;
- Costs for land and easement acquisitions relating to any of the foregoing improvements; and
- Required tap-on and related fees for water or sanitary sewer services and other eligible costs.

Bonded Indebtedness

Ordinance No. 03-05-19 (the "Bond Ordinance"), adopted on May 5, 2003, approved the form of a trust indenture and preliminary limited offering memorandum and provided for the issuance of not more than \$12,000,000 in Series 2003 Bonds. The Series 2003 Bonds were issued in the amount of \$10,685,000 in June 2003. The current debt service schedule is attached hereto as Exhibit B and a brief summary of any optional redemption of bonds is contained in Section VI herein.

Special Taxes

The Establishing Ordinance incorporates the Village of Antioch Special Service Area Number One Special Tax Roll and Report (the "Special Tax Roll and Report"). The Special Tax Roll and Report sets forth the Maximum Parcel Special Taxes which have been levied for the payment of principal of and interest on the Series 2003 Bonds and the administration and maintenance of SSA No. 1 and is attached hereto as Exhibit C. A table of the Maximum Parcel Special Taxes is included in Section III herein.

I. Special Tax Requirement

The 2012 Special Tax Requirement for SSA No. 1 is equal to \$1,144,664.15. As shown in Table 1 below, the 2012 Special Tax Requirement is equal to the sum of the Series 2003 Bonds debt service for the twelve months ending March 1, 2014, estimated administrative expenses for such period, the contingency for estimated delinquent special taxes, and amount needed to restore the Reserve Fund to the Reserve Requirement, and less the estimated fund balances and excess reserve funds as of March 1, 2013 as shown in Table 3. Due to the Neumann Homes bankruptcy proceedings, an increase in administrative expenses has been projected for bond counsel and bankruptcy counsel to the Village. As shown in Table 1, the 2012 Maximum Parcel Special Taxes will be insufficient to satisfy the 2012 Special Tax Requirement and a deficit of \$223,834.84 is anticipated.

**TABLE 1
SPECIAL SERVICE AREA No. 1
2012 SPECIAL TAX REQUIREMENT**

SOURCES OF FUNDS	\$0.00
ESTIMATED BALANCES AS OF MARCH 1, 2013	\$0.00
BOND AND INTEREST FUND	\$0.00
RESERVE FUND	\$0.00
ADMINISTRATIVE EXPENSE FUND	\$0.00
USES OF FUNDS	\$1,144,664.15
DEBT SERVICE	\$822,746.25
INTEREST (9/1/2013)	\$332,873.13
INTEREST (3/1/2014)	\$332,873.12
PRINCIPAL (3/1/2014)	\$157,000.00
ADMINISTRATIVE EXPENSES	\$124,052.00
VILLAGE FEES	\$1,500.00
TRUSTEE FEES	\$4,000.00
ARBITRAGE REBATE FEES	\$2,250.00
SSA CONSULTANT	\$10,302.00
LEGAL FEES - BOND COUNSEL	\$6,000.00
LEGAL FEES - BANKRUPTCY COUNSEL	\$100,000.00
DELINQUENCY CONTINGENCY	\$34,339.92
DELINQUENT SPECIAL TAXES	\$34,339.92
RESERVE FUND REPLENISHMENT	\$163,525.98
RESERVE FUND REPLENISHMENT	\$163,525.98
2012 SPECIAL TAX REQUIREMENT	\$1,144,664.15
2012 MAXIMUM PARCEL SPECIAL TAXES	\$920,829.31
SURPLUS/(DEFICIT)	(\$223,834.84)

II. Account Activity Summary

The Trust Indenture for the Series 2003 Bonds (the "2003 Indenture") establishes five funds and three accounts. The five funds are the Bond and Interest Fund, Reserve Fund, Improvement Fund, Administrative Expense Fund, and Rebate Fund. Within the Bond and Interest Fund are the Capitalized Interest Account and Special Redemption Account. Within the Improvement Fund is the Cost of Issuance Account. A diagram of the funds and accounts is attached hereto as Exhibit D.

Money held in any of the funds and accounts can be invested at the direction of the Village and in conformance with the limitations set forth in the 2003 Indenture. Investment interest earnings, if any, will generally be applied to the fund or account for which the investment is made. Diagrams of the application of special taxes and earnings are attached hereto as Exhibits E and F, respectively.

A summary of account activity for the twelve months ending September 30, 2012 is shown in Table 2 below. A monthly summary of account activity is attached as Exhibit G.

**TABLE 2
SPECIAL SERVICE AREA NO. 1
TRANSACTION SUMMARY**

	BOND AND INTEREST FUND	RESERVE FUND	ADMINISTRATIVE EXPENSE FUND
BEGINNING BALANCES (AS OF OCTOBER 1, 2011)	\$419,100.47	\$1,008,761.60	\$278.87
EARNINGS	\$17.88	\$60.87	\$0.01
SPECIAL TAX RECEIPTS			
PRIOR YEARS	\$25,449.94	\$0.00	\$0.00
CURRENT YEAR	\$734,769.57	\$0.00	\$0.00
ACCOUNT TRANSFERS			
TRANSFER TO ADMINISTRATIVE EXPENSE FUND	(\$36,454.83)	\$0.00	\$36,454.83
ALL OTHER TRANSFERS	\$13,692.86	(\$13,692.86)	\$0.00
DEBT SERVICE			
INTEREST AND PRINCIPAL (3/1/2012)	(\$458,253.75)	\$0.00	\$0.00
INTEREST (9/1/2012)	(\$337,378.13)	\$0.00	\$0.00
ADMINISTRATIVE EXPENSES	\$0.00	\$0.00	(\$24,665.00)
ENDING BALANCES (AS OF SEPTEMBER 30, 2012)	\$360,944.01	\$995,129.61	\$12,068.71

The calculation of the estimated bond year-end fund balances and excess reserve funds as of March 1, 2013 is shown in Table 3 below.

TABLE 3
SPECIAL SERVICE AREA NO. 1
ESTIMATED BOND YEAR-END FUND BALANCES

	BOND AND INTEREST FUND	RESERVE FUND	ADMINISTRATIVE EXPENSE FUND
CURRENT BALANCES (AS OF 9/30/2012)	\$360,944.01	\$995,129.61	\$12,068.71
ESTIMATED SOURCES OF FUNDS (10/1/2012 – 3/1/2013)			
EARNINGS	\$0.00	\$0.00	\$0.00
SPECIAL TAX RECEIPTS	\$17,632.52	\$0.00	\$0.00
ESTIMATED ACCOUNT TRANSFERS (10/1/2012 – 3/1/2013)			
UNPAID ADMINISTRATIVE EXPENSES	\$0.00	\$0.00	\$0.00
ADMINISTRATIVE EXPENSE PREFUNDING	\$0.00	\$0.00	\$0.00
ALL OTHER TRANSFERS	\$0.00	\$0.00	\$0.00
DRAW ON RESERVE FUND	\$94,801.59	(\$94,801.59)	\$0.00
ESTIMATED USES OF FUNDS (10/1/2012 – 3/1/2013)			
DEBT SERVICE			
INTEREST (3/1/2013)	(\$337,378.12)	\$0.00	\$0.00
PRINCIPAL (3/1/2013)	(\$136,000.00)	\$0.00	\$0.00
ADMINISTRATIVE EXPENSES	\$0.00	\$0.00	(\$12,068.71)
REMAINING BALANCE THROUGH 3/1/2013	\$0.00	\$900,328.02	\$0.00
LESS: RESERVE REQUIREMENT	\$0.00	\$1,063,854.00	\$0.00
LESS: ADMIN EXPENSE PREFUNDING	\$0.00	\$0.00	\$0.00
ESTIMATED BOND YEAR-END BALANCES (AS OF 3/1/2013)	\$0.00	\$0.00	\$0.00

III. Maximum, Abated, and Extended Special Taxes

Pursuant to the Special Tax Roll and Report and Bond Ordinance, the 2012 Maximum Parcel Special Taxes equal \$924,850.41. The required abatement for prepayments is \$4,021.10 resulting in adjusted 2012 Maximum Parcel Special Taxes of \$920,829.31. Since the 2012 Special Tax Requirement of \$1,144,664.15 is greater than \$920,829.31, there will be no abatement for parcels subject to the special tax.

The maximum, abated, and extended special tax for each special tax classification is shown in Table 4 below. The Amended Special Tax Roll, which lists the maximum, abated, and extended special tax for each parcel is attached hereto as Exhibit H.

TABLE 4
SPECIAL SERVICE AREA NO. 1
MAXIMUM, ABATED AND EXTENDED SPECIAL TAXES

SPECIAL TAX CLASSIFICATION	MAXIMUM PARCEL SPECIAL TAX	ABATED SPECIAL TAX	EXTENDED SPECIAL TAX
TAXABLE PROPERTY			
SINGLE-FAMILY DWELLING UNIT	\$2,010.55	\$0.00	\$2,010.55
TOWNHOME DWELLING UNIT	\$1,403.91	\$0.00	\$1,403.91
PREPAID PROPERTY			
SINGLE-FAMILY DWELLING UNIT	\$2,010.55	\$2,010.55	\$0.00
TOWNHOME DWELLING UNIT	\$1,403.91	\$1,403.91	\$0.00

A comparison of the maximum and extended special tax amounts for 2012 and 2011 is shown in Table 5 below.

TABLE 5
SPECIAL SERVICE AREA NO. 1
COMPARISON OF MAXIMUM AND EXTENDED SPECIAL TAXES

SPECIAL TAX CLASSIFICATION	2012	2011	PERCENTAGE CHANGE
MAXIMUM PARCEL SPECIAL TAX			
SINGLE-FAMILY DWELLING UNIT	\$2,010.55	\$1,980.83	1.50%
TOWNHOME DWELLING UNIT	\$1,403.91	\$1,383.16	1.50%
EXTENDED SPECIAL TAX			
SINGLE-FAMILY DWELLING UNIT	\$2,010.55	\$1,980.83	1.50%
TOWNHOME DWELLING UNIT	\$1,403.91	\$1,383.16	1.50%

The schedule of the remaining SSA No. 1 Maximum Parcel Special Taxes is shown in Table 6 below. The Maximum Parcel Special Taxes escalate one and one-half percent (1.50%) annually through 2031.

TABLE 6
SPECIAL SERVICE AREA NO. 1
MAXIMUM PARCEL SPECIAL TAXES

LEVY YEAR	COLLECTION YEAR	TOTAL SSA NO. 1 MAXIMUM PARCEL SPECIAL TAXES		SINGLE- FAMILY PROPERTY	TOWNHOME PROPERTY
		PER BOND ORDINANCE	ADJUSTED FOR PREPAYMENTS		
2012	2013	\$924,850.41	\$920,829.31	\$2,010.55	\$1,403.91
2013	2014	\$938,723.17	\$934,641.77	\$2,040.70	\$1,424.97
2014	2015	\$952,804.02	\$948,661.40	\$2,071.31	\$1,446.34
2015	2016	\$967,096.08	\$962,891.32	\$2,102.38	\$1,468.04
2016	2017	\$981,602.52	\$977,334.68	\$2,133.92	\$1,490.06
2017	2018	\$996,326.56	\$991,994.70	\$2,165.93	\$1,512.41
2018	2019	\$1,011,271.45	\$1,006,874.61	\$2,198.42	\$1,535.10
2019	2020	\$1,026,440.53	\$1,021,977.75	\$2,231.39	\$1,558.12
2020	2021	\$1,041,837.13	\$1,037,307.41	\$2,264.86	\$1,581.50
2021	2022	\$1,057,464.69	\$1,052,867.01	\$2,298.84	\$1,605.22
2022	2023	\$1,073,326.66	\$1,068,660.02	\$2,333.32	\$1,629.30
2023	2024	\$1,089,426.56	\$1,084,689.92	\$2,368.32	\$1,653.74
2024	2025	\$1,105,767.96	\$1,100,960.28	\$2,403.84	\$1,678.55
2025	2026	\$1,122,354.48	\$1,117,474.68	\$2,439.90	\$1,703.72
2026	2027	\$1,139,189.80	\$1,134,236.80	\$2,476.50	\$1,729.28
2027	2028	\$1,156,277.64	\$1,151,250.34	\$2,513.65	\$1,755.21
2028	2029	\$1,173,621.81	\$1,168,519.11	\$2,551.35	\$1,781.54
2029	2030	\$1,191,226.14	\$1,186,046.90	\$2,589.62	\$1,808.27
2030	2031	\$1,209,094.53	\$1,203,837.59	\$2,628.47	\$1,835.39
2031	2032	\$1,227,230.95	\$1,221,895.17	\$2,667.89	\$1,862.92

IV. Prior Year Special Tax Collections

The SSA No. 1 special tax is billed and collected by Lake County (the "County") in the same manner and at the same time as general ad valorem property taxes. The Village may provide for other means of collecting the special tax, if necessary to meet the financial obligations of SSA No. 1.

2011 Special Tax Receipts

The County billed a total of \$907,221.01 in SSA No. 1 2011 special taxes. As of November 19, 2012, SSA No. 1 2011 special tax receipts totaled \$752,402.09. Special taxes in the amount \$154,818.92 are unpaid resulting in a delinquency rate of 17.07%. A breakdown of the paid and unpaid special taxes by owner of record is shown in Table 7 below.

**TABLE 7
SPECIAL SERVICE AREA NO. 1
2011 PAID AND UNPAID SPECIAL TAXES**

OWNER OF RECORD	PAID SPECIAL TAXES	UNPAID SPECIAL TAXES	PERCENT OF TOTAL EXTENDED SPECIAL TAXES
HOMEOWNERS	\$752,402.09	\$14,453.53	84.53%
NEUMANN HOMES	\$0.00	\$140,365.39	15.47%
TOTAL 2011 EXTENDED SPECIAL TAXES	\$752,402.09	\$154,818.92	100.00%

Tax Sales and Foreclosures

The Lake County Treasurer's Office conducted its annual tax sale on November 26 and 27, 2012 ("County Tax Sale"). Prior to County Tax Sale, holders of outstanding tax liens are eligible to purchase any related current year delinquent property taxes. All other eligible delinquent property taxes¹ are subject to sale at the County Tax Sale. Prior to the tax sale, there were one hundred and five (105) parcels with delinquent special taxes of \$154,818.92.

The lien and foreclosure remedies provided for in Article 9 of the Illinois Municipal Code shall apply upon the nonpayment of the special tax. No foreclosures have commenced as of the date of this report.

¹ Property taxes owed by property owners who have filed for bankruptcy are not eligible for tax sale.

V. Development Status

SSA No. 1 is comprised of three hundred seventy-nine (379) single family homes and one hundred sixteen (116) townhome units which is consistent with the original projections. An aerial map of SSA No. 1 is attached hereto as Exhibit A. The number of units in each plat is summarized in Table 8 below.

**TABLE 8
SPECIAL SERVICE AREA NO. 1
LAND USE SUMMARY**

PLAT	RECORDED	NUMBER OF DWELLING UNITS	
		SINGLE-FAMILY PROPERTY	TOWNHOME PROPERTY
1	YES	159	52
2	YES	82	38
3	YES	138	26
TOTAL		379	116

Equalized Assessed Value

Equalized assessed value, excluding prepaid property, decreased in 2011 to \$26,915,703. The average assessed value per single-family and townhome dwelling unit is approximately \$66,251 and \$15,574, respectively.

VI. Outstanding Bonds

The Series 2003 Bonds were issued in June 2003 as fixed rate bonds with an original principal amount of \$10,685,000. As of September 2, 2012, the outstanding principal was \$10,185,000. The current debt schedule is attached hereto as Exhibit B.

Special Tax Prepayments

The SSA No. 1 Maximum Parcel Special Tax may be prepaid and permanently satisfied, or prepaid in part, provided that proceeds for any such prepayment are sufficient to permit the redemption of Bonds in such amounts and maturities deemed necessary by the Administrator and in accordance with the Bond Indenture. The prepayment calculation formula is set forth in the Special Tax Roll and Report.

Bond Redemptions from Special Tax Prepayments

As shown in Table 9 below, pursuant to receipt of special tax prepayments, \$45,000 in Series 2003 Bonds has been redeemed as shown in Table 9 below.

**TABLE 9
SPECIAL SERVICE AREA NO. 1
SPECIAL MANDATORY BOND REDEMPTIONS
FROM SPECIAL TAX PREPAYMENTS**

REDEMPTION DATE	BONDS REDEEMED
SEPTEMBER 1, 2009	\$22,000
MARCH 1, 2010	\$23,000
TOTAL AMOUNT REDEEMED	\$45,000

VII. Equalized Assessed Value and Value to Lien Ratio

The SSA No. 1 Equalized Assessed Value and Value-to-Lien Ratio is shown in Table 10 below.

TABLE 10
SPECIAL SERVICE AREA NO. 1
EQUALIZED ASSESSED VALUE AND VALUE TO LIEN RATIO

2011 EQUALIZED ASSESSED VALUE²	2011 APPRAISED VALUE³	OUTSTANDING SERIES 2003 BONDS⁴	VALUE-TO-LIEN RATIO
\$26,915,703	\$80,747,109	\$10,185,000	7.93:1

² Source: Lake County Assessor's Office.

³ Based on three times the equalized assessed value of the special service area.

⁴ As of September 2, 2012.

VIII. Ad Valorem Property Tax Rates

The 2011 general ad valorem tax rates for SSA No. 1 are shown in Table 11 below.

**TABLE 11
SPECIAL SERVICE AREA NO. 1
2011 AD VALOREM PROPERTY TAX RATES**

TAXING AGENCY	TAX CODE 04-029
Basic Rate	
College of Lake County #532	0.240%
County of Lake	0.554%
Forest Preserve	0.201%
Special Road Improvement - Antioch	0.195%
Road and Bridge - Antioch	0.069%
Township of Antioch	0.137%
Districts	
School District #34	3.957%
High School #117	2.954%
Antioch Public Library District	0.309%
Village of Antioch	1.006%
TOTAL TAX RATE	9.622%


k:\clients\2\antioch\district administration\ssa 1\2010\admin report\antioch ssa 1 admin report 10.doc

EXHIBIT A

Village of Antioch SSA No. 1

Aerial Exhibit of SSA Boundaries

Village of Antioch
SSA 1



Google

© 2003 Tele Atlas

Westlife Router 173

EXHIBIT B

Village of Antioch SSA No. 1

Debt Service Schedule

VILLAGE OF ANTIOCH
SPECIAL SERVICE AREA NO. 1
SPECIAL TAX BONDS SERIES 2003
ESTIMATED REVISED DEBT SERVICE AFTER MARCH 1, 2010 BOND CALL

Ending 3/1 Bond Year	Original Principal	Early Redemptions	Revised Principal	Coupon Rate	Interest	Debt Service
2004					\$525,012.00	\$525,012.00
2005					707,881.25	707,881.25
2006					707,881.25	707,881.25
2007	\$38,000		\$38,000	6.625%	707,881.25	745,881.25
2008	52,000		52,000	6.625%	705,363.75	757,363.75
2009	67,000		67,000	6.625%	701,918.75	768,918.75
2010	82,000		82,000	6.625%	696,751.25	778,751.25
2011	99,000		99,000	6.625%	689,066.25	788,066.25
2012	118,000	(1,000.00)	117,000	6.625%	682,507.50	799,507.50
2013	137,000	(1,000.00)	136,000	6.625%	674,756.25	810,756.25
2014	158,000	(1,000.00)	157,000	6.625%	665,746.25	822,746.25
2015	181,000	(1,000.00)	180,000	6.625%	655,345.00	835,345.00
2016	205,000	(1,000.00)	204,000	6.625%	643,420.00	847,420.00
2017	231,000	(1,000.00)	230,000	6.625%	629,905.00	859,905.00
2018	260,000	(1,000.00)	259,000	6.625%	614,667.50	873,667.50
2019	290,000	(1,000.00)	289,000	6.625%	597,508.75	886,508.75
2020	322,000	(1,000.00)	321,000	6.625%	578,362.50	899,362.50
2021	357,000	(2,000.00)	355,000	6.625%	557,096.25	912,096.25
2022	394,000	(2,000.00)	392,000	6.625%	533,577.50	925,577.50
2023	434,000	(2,000.00)	432,000	6.625%	507,607.50	939,607.50
2024	476,000	(2,000.00)	474,000	6.625%	478,987.50	952,987.50
2025	522,000	(2,000.00)	520,000	6.625%	447,585.00	967,585.00
2026	571,000	(2,000.00)	569,000	6.625%	413,135.00	982,135.00
2027	623,000	(3,000.00)	620,000	6.625%	375,438.75	995,438.75
2028	680,000	(3,000.00)	677,000	6.625%	334,363.75	1,011,363.75
2029	740,000	(3,000.00)	737,000	6.625%	289,512.50	1,026,512.50
2030	804,000	(3,000.00)	801,000	6.625%	240,686.25	1,041,686.25
2031	873,000	(4,000.00)	869,000	6.625%	187,620.00	1,056,620.00
2032	946,000	(4,000.00)	942,000	6.625%	130,048.75	1,072,048.75
2033	1,025,000	(4,000.00)	1,021,000	6.625%	67,641.25	1,088,641.25
Total	\$10,685,000	(\$45,000.00)	\$10,640,000	N/A	\$15,747,274.50	\$26,387,274.50

Reserve Requirement \$1,064,000

EXHIBIT C

Village of Antioch SSA No. 1

Special Tax Roll and Report

**VILLAGE OF ANTIOCH
SPECIAL SERVICES AREA NUMBER ONE
DEERCREST PROJECT
SPECIAL TAX ROLL AND REPORT**

April 29, 2003

VILLAGE OF ANTIOCH
SPECIAL SERVICE AREA NUMBER ONE
(DEERCREST)
SPECIAL TAX ROLL AND REPORT

Prepared for

VILLAGE OF ANTIOCH
874 Main St.
Antioch, IL 60002
(847) 395-1000

Prepared by

DAVID TAUSSIG & ASSOC., INC.
1301 Dove St., Ste. 600
Newport Beach, CA 92660
(949) 955-1500

**VILLAGE OF ANTIOCH
SPECIAL SERVICE AREA NUMBER ONE
(DEERCREST)**

SPECIAL TAX ROLL AND REPORT

TABLE OF CONTENTS

<u>Section</u>	<u>Page</u>
I. INTRODUCTION.....	1
II. SPECIAL SERVICE AREA DESCRIPTION	1
III. SPECIAL SERVICES	1
A. DESCRIPTION	1
B. ESTIMATED COSTS.....	2
C. ALLOCATION.....	4
D. ALTERNATIVES, MODIFICATIONS, AND/OR SUBSTITUTIONS	15
IV. BONDED INDEBTEDNESS.....	15
V. DETERMINATION OF SPECIAL TAXES.....	15
A. MAXIMUM ANNUAL SPECIAL TAXES	16
B. APPORTIONMENT AND ABATEMENT METHODOLOGY	17

List of Exhibits

Exhibit A – Rate and Method of Levying Special Taxes

I. INTRODUCTION

Pursuant to the provisions of the "Special Service Area Act," being 35 ILCS 200/27-5 et seq., and in accordance with the Establishing Ordinance, being Ordinance No. 02-09-38, passed by the Board of Trustees of the Village of Antioch (the "Village"), County of Lake, State of Illinois, on September 27, 2002, as amended by ordinance passed by the Board of Trustees on May 5, 2003, in connection with the proceedings for Special Service Area Number One (hereinafter referred to as "SSA No. 1"), this Special Tax Roll and Report of Special Service Area (the "Report") is herewith submitted.

The report is organized into the following five sections:

- I. Introduction
- II. Special Service Area Description
- III. Special Services
- IV. Proposed Bonded Indebtedness
- V. Determination of Special Taxes

II. SPECIAL SERVICE AREA DESCRIPTION

SSA No. 1 consists of approximately 234 acres of land located along both the north and south sides of State Route 173 at its intersection with N. Savage Road in Antioch, Illinois, commonly known as the Deercroft Subdivision. The Deercroft Subdivision is approved for the development of 379 single-family homes and 116 townhomes, and includes 30 acres of commercial property as well as a 25 acre middle school site. All of the residential property is located north of State Route 173. The commercial and school properties are located south of State Route 173 and east of N. Savage Road.

III. SPECIAL SERVICES

SSA No. 1 has been established to finance certain special services conferring special benefit thereto and which are in addition to municipal services provided to the Village as a whole. A general description, estimated cost, and allocation of these special services are set forth below.

A. DESCRIPTION

The special services to be financed by SSA No. 1 consist of certain public sanitary sewer collection and treatment, water distribution, storm sewer, and road improvements with appurtenances and appurtenant work in connection therewith necessary to serve SSA No. 1. It is anticipated that SSA No. 1 will finance construction of the improvements, which may include design and/or engineering, construction management, inspection, and other "soft" costs. These improvements are located both on-site and off-site.

1. ON-SITE IMPROVEMENTS

SSA No. 1 is anticipated to fund the construction of a portion of the on-site sanitary sewer, water, road, and storm sewer improvements. The on-site improvements are generally described as follows:

- Sanitary sewer main lines of varying diameter, manholes, lift station, force main, and appurtenances;
- Water main lines of varying diameter, fire hydrants, and appurtenances;
- Road improvements including paving, curbs, gutters, sidewalks, snow removal truck, and streetlights; and
- Storm sewer main lines of varying diameter.

2. OFF-SITE IMPROVEMENTS

SSA No. 1 is anticipated to fund the construction of a portion of certain off-site sanitary sewer, water, road, and storm sewer improvements. Off-site improvements funded by SSA No. 1 will be exclusive of recapturable costs or costs otherwise Special Service Area ("SSA") No. 1. The portion of the costs of the off-site improvements which generate excess capacity and therefore are subject to recapture will be paid by the developer. The off-site improvements are generally described as follows:

- The prepayment of a special tax established to fund Deercreek's share of capacity for the Mill Creek sewer treatment plant and sewer main line facilities located just south of State Route 173 including construction and inspection, manholes, and appurtenances;
- Water distribution facilities including construction and inspection of 12-inch and 16-inch main lines along State Route 173, valves, fire hydrants, and appurtenances; and
- Roadway improvements consisting of turn lanes at the intersections of N. Savage Road and State Route 173 and State Route 173 and State Route 45, and traffic signalization improvements at the intersection of N. Savage Road and State Route 173.

B. ESTIMATED COSTS

The total estimated costs for the preceding improvements and the amounts allocable to SSA No. 1 and Special Service Area ("SSA") No. 2 are presented in Table 1 on the following page. The recapturable costs shown in Table 1 are construction costs only (i.e., they do not include design, engineering, inspection, or other costs subject to recapture) and are based upon actual bids received.

TABLE 1

SSA No. 1 (DEERCREST)

ESTIMATED PUBLIC IMPROVEMENT COSTS

Public Improvement Description	Grand Total	Recapturable Costs	Non-Recapturable Costs	
			Allocable to SSA No. 1	Allocable to SSA No. 2
On-site Improvements				
Sanitary Sewer	\$1,905,028	NA	\$1,905,028	NA
Water	\$1,786,716	NA	\$1,786,716	NA
Road	\$2,946,808	NA	\$2,946,808	NA
Storm Sewer	\$1,447,345	NA	\$1,447,345	NA
Total On-site Improvement Costs	\$8,085,897	NA	\$8,085,897	NA
Off-Site Improvements				
Sanitary Sewer				
Fair Share Allocation for Mill Creek Sewer Treatment Plant	\$2,951,093	NA	\$754,360	\$2,196,733
Other Sanitary Sewer	\$1,587,547	\$823,302	\$296,871	\$467,374
Water	\$1,581,338	\$629,689	\$249,219	\$702,430
Road				
State Route ("SR") 173 Turn Lanes & Signalization	\$510,000	NA	\$321,395	\$188,605
Savage Road to SR 173	\$343,750	NA	\$189,329	\$154,421
Total Off-Site Improvement Costs	\$6,973,728	\$1,452,991	\$1,811,174	\$3,709,563
Total Public Improvement Costs	\$15,059,625	\$1,452,991	\$9,897,071	\$3,709,563

C. ALLOCATION

Special taxes levied pursuant to the Special Service Area Act must bear a rational relationship to the benefit received from the public improvements funded thereby. Therefore, the public improvements proposed to be financed by SSA No. 1 have been allocated in accordance with the benefit conferred to the property therein, with benefit estimated to be a function of (i) the service or benefit area for said improvements and (ii) the relative capacity for said improvement reserved for or used by properties within the benefit area. A discussion of the relevant benefit area(s) and measure of public facilities usage follows below.

1. BENEFIT AREA AND RECAPTURE

Generally, the on-site improvements benefit only those properties within SSA No. 1 while the off-site improvements are sized with sufficient capacity and are designed to serve SSA No. 1 as well as certain neighboring and other properties within the Village.

a. ON-SITE IMPROVEMENTS

The area of benefit applicable to the on-site public improvements is limited strictly to the property within SSA No. 1 that is approved for residential development. The on-site public improvements will be physically located within the residential development. The vast majority of these improvements will bring the special services directly to the individual residential lots and therefore benefit is conferred to each dwelling unit. The commercial and school properties are not benefited by these on-site improvements, given their location across State Route 173 from the residential development.

b. OFF-SITE IMPROVEMENTS

Contrary to the on-site improvements, the benefit area for the off-site improvements is larger than the boundaries of SSA No. 1. As the benefit area may vary by improvement type, separate discussions for each major improvement category are included below.

i. SEWER

Clearly, the Mill Creek sewer treatment plant capacity exceeds the treatment demand for SSA No. 1. The share of the treatment plant capacity allocable to SSA No. 1 is reflected in an existing special tax levied within SSA No. 1 to fund the construction of the Mill Creek plant.

By definition, then, the component of the SSA No. 1 special tax attributable to the refinancing of the Mill Creek sewer treatment plant special tax has already been allocated, and any additional discussion regarding benefit area is unnecessary.

Note, only the portion of the Mill Creek plant attributable to the residential development will be prepaid through SSA No. 1. The commercial and school properties are expected to remain subject to the special tax of the existing SSA since their portion of the Mill Creek plant is not being financed with bond proceeds.

The benefit area for the off-site sewer line facilities is defined in the recapture agreement (the "Recapture Agreement"), and includes the Clublands Subdivision, otherwise known as Special Service Area Number Two of the Village of Antioch. The costs subject to recapture will be financed neither by SSA No. 1 nor SSA No. 2. The allocation of the non-recapturable sewer line costs to SSA No. 1 is discussed in greater detail in Section III.C.2 below.

ii. WATER

The benefit area for the off-site water lines is also defined in the Recapture Agreement, and includes special service area ("SSA") No. 2 (Clublands) as well. The water costs subject to recapture will not be financed by either SSA.

iii. ROADS

All off-site road improvements benefit both SSA No. 1 and SSA No. 2. The allocation of the off-site road improvements costs is discussed in Section III.C.2 below.

Furthermore, while the off-site improvements will benefit the commercial and school properties, SSA No. 1 will not finance with bond proceeds the off-site improvement costs attributable to such properties. As shown in the following tables, these properties are allocated their share of the off-site public improvements, but they will be funded by the developer, as the current property owner, and will therefore not be taxed.

2. PUBLIC FACILITY USAGE

Once the benefit areas have been established, the special services may be allocated among the various properties within such area in accordance with use. As is discussed in the following sections, commonly accepted measures for public facility usage indicate that the benefit conferred by the public improvements proposed to be financed by SSA No. 1 applies uniformly by land use type. Note, public facility usage is addressed for land uses anticipated in both SSA No. 1 and SSA No. 2 for purposes of allocating certain off-site improvements which benefits both SSAs.

a. SEWER AND WATER USAGE

The primary determinant of sanitary sewer and water usage is the applicable population equivalent, or P.E. Household population is the criteria commonly used to project sewer and water service demand. *Wastewater Engineering, Third Edition* indicates that residential wastewater flow rates are typically determined on the basis of population density and the average per capita contribution of wastewater. The Illinois Environmental Protection Agency's criteria for water storage and distribution systems assume an everyday use equal to 50 gallons per day per person. This equates to 350 and 300 gallons per day, respectively, for each single-family and townhome given the applicable IEPA's P.E. factors of 3.5 for single-family homes and 3.0 for townhomes.

Commercial sewer and water demand is a function of the nature and intensity of use. The commercial development is anticipated to include a mix of retail and commercial uses. The Village indicates that the P.E. for such commercial uses can range from fifteen (15) to thirty (30) per acre and estimates that a P.E. factor of twenty (20) per acre will meet anticipated demand.

Sewer and water demand for public schools is driven by two factors: type of school (i.e., grammar school, middle school, or high school) and the estimated number of students and employees. A middle school, with a maximum capacity of 1,000 students and approximately 85 employees, is anticipated to be built in SSA No. 1 by the school district, District No. 34. Applying the IEPA's standard of 25 gallons per student and employee per day and yields a total of 271.25 P.E. for the site.

The P.E. applicable to each land use is shown in Table 2 on the following page.

TABLE 2

SSA No. 1 (DEERCREST)

POPULATION EQUIVALENT (P.E.)

FOR SANITARY SEWER AND WATER IMPROVEMENTS

Land Use	Count	P.E. Factor	On-site Improvements		Off-site Improvements		
			Sanitary Sewer	Water	Mill Creek Plant	Other Sanitary Sewer	Water
SSA No. 1							
Single-Family	379 units	3.5/unit	1,326.50	1,326.50	1,326.50	1,326.50	1,326.50
Townhome	116 units	3.0/unit	348.00	348.00	348.00	348.00	348.00
Commercial	30 acres	20/Acre	NA	NA	NA	600.00	600.00
School							
Students	1,000 students	0.25/student	NA	NA	NA	250.00	250.00
Employees	85 employees	0.25/employee	NA	NA	NA	21.25	21.25
Total for SSA No. 1			1,874.50	1,874.50	1,874.50	2,545.75	2,545.75
SSA No. 2							
Single Family	960 units	3.5/unit	NA	NA	3,360.00	3,360.00	3,360.00
Total for SSA No. 2			NA	NA	3,360.00	3,360.00	3,360.00
GRAND TOTAL			1,874.50	1,874.50	5,034.50	5,905.75	5,905.75

b. ROAD USAGE

Road usage is typically computed on the basis of trip generation. The Institute of Traffic Engineers publication *Trip Generation, 6th Edition*, indicates average weekday trips per single-family detached home and condominium/townhome of 9.57 and 6.59 trips, respectively.

Average weekday trips for commercial developments are commonly expressed per 1,000 square feet of gross leasable area. For shopping center development, average weekday trips equal 42.92 per 1,000 square feet of gross leasable area. However, a significant percentage of these trips will be considered pass-by (i.e., trips made as an intermediate stops on the way from an origin to a primary trip destination). This is particularly true for the subject shopping center development given its location on State Route 173 just west of U.S. Highway 45. Based upon data contained in *Trip Generation Fifth Edition*, it is estimated that at least thirty percent (30%) of the trips will be comprised of pass-by traffic, resulting in a net trip end factor of 30.04 per 1,000 square feet.

The average weekday trips associated with a middle school are typically expressed per student and are estimated by *Trip Generation Sixth Edition* at 1.45 per middle school student.

Total trip ends applicable to each land use is shown in Table 3 on the following page.

TABLE 3 SSA No. 1 (DEERCREST) TRIP ENDS FOR ROAD IMPROVEMENTS					
Land Use	Count	Trip Ends	On-site Improvements	Off-site Improvements	
				SR 173 Turn Lanes	Savage Road To SR 173
SSA No. 1					
Single-Family	379 units	9.57/unit	3,627.03	3,627.03	NA
Townhome	116 units	6.59/unit	764.44	764.44	NA
Commercial	326,700 square feet	30.04/1,000 SF	NA	9,814.07	9,814.07
School					
Students	1,000 students	1.45/student	NA	1,450.00	1,450.00
Employees	85 employees	NA	NA	NA	NA
Total for SSA No. 1			4,391.47	15,655.54	11,264.07
SSA No. 2					
Single Family	960 units	9.57/unit	NA	9,187.20	9,187.20
Total for SSA No. 2			NA	9,187.20	9,187.20
GRAND TOTAL			4,391.47	24,842.74	20,451.27

c. **STORM SEWER USAGE**

Storm sewer facilities are sized based upon estimated storm flows which vary with the size of the tributary drainage area, slope, soil type, antecedent runoff condition, and impervious ground cover. In its "Urban Hydrology for Small Watersheds: TR-55" (the "TR-55 Manual"), the United States Department of Agriculture indicates average "runoff curve numbers" for purposes of measuring storm flows or runoff. The runoff curve equation estimates storm runoff given a particular volume of rainfall.

The runoff curve numbers for fully developed urban areas indicated in the TR-55 Manual vary by land use type, impervious area, and hydrologic soil group. Assuming generally uniform antecedent runoff and hydrologic soil conditions within SSA No. 1, storm flows will tend to vary with land use and impervious area.

Multiplying the impervious ground cover factor of thirty percent (30%) for single-family residential development with an average lot size of 1/3 acre by the gross land area, excluding open space, per single family home of approximately 13,717 square feet results in an estimated impervious ground area per single-family lot of 4,115 square feet. For townhomes, the impervious area of 5,606 square feet per townhome is calculated by dividing the total area of the parcels on which the townhomes are to be constructed, including streets, or 1,000,473 square feet, by the anticipated number of townhome units, or 116, and then multiplying the quotient by the impervious ground cover factor of sixty-five percent (65%) for townhomes.

As all lots are anticipated to have approximately the same impervious area, the storm flow and therefore usage of the storm sewer system is not expected to vary in any material amount from single-family home to single-family home or from townhome to townhome.

Total impervious ground area applicable to each land use is shown in Table 4 on the following page.

TABLE 4 IMPERVIOUS SQUARE FEET FOR STORM SEWER IMPROVEMENTS			
Land Use	Count	Impervious Square Feet	On-site Improvements
SSA No. 1			
Single-family	379 Units	4,115/unit	1,559,435
Townhomes	116 Units	5,606/unit	650,307
Total for SSA No. 1			2,209,742

d. OUTLOTS, COMMON AREA, AND OPEN SPACE

No costs have been allocated to property on which development will not occur, such as outlots, common area, or open space, as it places an insignificant demand on and therefore, derives no material benefit from the public improvements.

3. ALLOCATED COSTS

Dividing the total costs for each respective category of improvement in Table 1 by the total applicable usage factors in Tables 2 through 4 above results in improvements costs per P.E., trip end, or impervious square foot as shown in Table 5 on the following page. Multiplying these "unit" costs by the applicable usage factor for each land use type yields the allocated public improvements costs per dwelling unit, per acre/building square foot, or per person, as applicable, shown in Table 6. The amount of these improvements to be funded by SSA No. 1 is shown in Table 7.

As all the public improvements cannot be financed through SSA No. 1, the portion of the on-site improvements to be financed with bond proceeds are detailed in Table 7. All on-site improvements not financed through SSA No. 1 will be funded by the developer and are categorized as "Unfunded Residential" in Table 8. As noted previously, certain off-site improvement costs, excluding recapture, will be shared with SSA No. 2.

TABLE 5 SSA No. 1 (DEERCREST) PUBLIC IMPROVEMENT COSTS PER APPLICABLE FACTOR	
Public Improvements	Improvement Cost Per Factor
On-Site Improvements	
Sanitary Sewer	\$1,137.67 per P.E.
Water	\$1,067.01 per P.E.
Road	\$671.03 per Trip End
Storm Sewer	\$0.65 per I.S.F.
Off-Site Improvements	
Sanitary Sewer	
Mill Creek Sewer Treatment Plant for SSA No. 1	\$1,762.37 per P.E.
Other Sanitary Sewer for SSA No. 1	\$116.61 per P.E.
Water for SSA No. 1	\$97.90 per P.E.
Road	
SR 173 Turn Lanes & Signalization	\$20.53 per Trip End
Savage Road to SR 173	\$16.81 per Trip End

TABLE 6 SSA No. 1 (DEFRCRST) PUBLIC IMPROVEMENT COSTS BY LAND USE				Per Unit			
Public Improvements	Single Family Home	Townhome	Commercial Property	School Site			
On-Site Improvements	Sanitary Sewer	\$3,981.04	\$3,413.01	NA	NA	NA	NA
	Water	\$3,734.55	\$3,201.04	NA	NA	NA	NA
Off-Site Improvements	Road	\$6,421.76	\$4,422.08	NA	NA	NA	NA
	Storm Sewer	\$2,695.00	\$3,671.00	NA	NA	NA	NA
Total for On-site Improvements					\$16,833.15	\$14,708.04	NA
Off-Site Improvements	Sanitary Sewer	\$8,168.30	\$5,287.12	NA	NA	NA	NA
	Mill Creek Sewer Treatment Plant for SSA No. 1	\$408.15	\$348.84	\$2,332.29	\$1,957.92	\$504.92	\$29.77
Off-Site Improvements	Other Sanitary Sewer for SSA No. 1	\$342.64	\$293.69	\$1,957.92	\$1,957.92	\$504.92	\$29.77
	Water for SSA No. 1	\$186.46	\$135.29	\$016.70	\$016.70	\$504.92	\$29.77
SR 173 Turn Lanes & Signalization					NA	NA	\$24.37
Savage Road to SR 173					NA	NA	\$24.37
Total for Off-site Improvements					\$7,115.55	\$6,065.84	\$107.77

TABLE 7 SSA No. 1 (DEERCREEK) ALLOCATION OF SSA No. 1 PUBLIC IMPROVEMENT COSTS													
Public Improvement Description	Total Allocable to SSA No. 1	Single-Family			Townhome			Developer's Equity			Total Allocable to SSA No. 2	Recapturable Costs	Grand Total
		Unfunded Residential	Commercial	School Site	Unfunded Residential	Commercial	School Site						
On-Site Improvements													
Sanitary Sewer	\$1,905,028	\$1,326,025	\$348,400	\$228,603	NA	NA	NA	NA	NA	NA	NA	NA	\$1,905,028
Water	\$1,786,716	\$1,104,036	\$283,680	\$393,076	NA	NA	NA	NA	NA	NA	NA	NA	\$1,786,716
Road	\$2,848,808	\$2,323,991	\$163,405	\$459,411	NA	NA	NA	NA	NA	NA	NA	NA	\$2,848,808
Storm Sewer	\$1,447,345	\$847,758	\$358,531	\$248,046	NA	NA	NA	NA	NA	NA	NA	NA	\$1,447,345
Total On-Site Improvement Costs	\$6,085,897	\$5,603,760	\$1,154,987	\$1,327,141	NA	NA	NA	NA	NA	NA	NA	NA	\$6,085,897
Off-Site Improvements													
Sanitary Sewer	\$754,860	\$387,586	\$158,774	\$0	NA	NA	NA	NA	NA	\$2,186,738	NA	NA	\$2,951,083
Mill Creek Sewer Treatment Plant for SSA No. 1	\$236,271	\$154,668	\$40,922	\$0	\$69,969	\$91,632	\$31,632	\$0	\$0	\$487,372	\$823,302	\$1,537,547	
Other Sanitary Sewer for SSA No. 1	\$246,219	\$128,859	\$34,068	\$0	\$58,736	\$26,554	\$26,554	\$0	\$0	\$702,490	\$629,689	\$1,581,338	
Water for SSA No. 1													
Road	\$324,395	\$74,463	\$15,683	\$0	\$201,474	\$29,767	\$29,767	\$0	\$0	\$188,505	NA	NA	\$510,000
SR 173 Turn Lanes & Signalization	\$185,329	\$0	\$0	\$0	\$164,957	\$24,372	\$24,372	\$0	\$0	\$154,421	NA	NA	\$343,750
Savage Road to SR 173													
Total Off-Site Improvement Costs	\$1,811,174	\$958,594	\$247,116	\$0	\$485,138	\$112,325	\$112,325	\$0	\$0	\$3,708,583	\$1,452,981	\$6,973,728	
Total Public Improvement Costs	\$8,897,071	\$6,562,354	\$1,402,083	\$1,327,141	\$485,138	\$112,325	\$112,325	\$0	\$0	\$3,708,583	\$1,452,981	\$15,069,625	

D. ALTERNATIVES, MODIFICATIONS, AND/OR SUBSTITUTIONS

The description of the public improvements, as set forth herein, are general in nature. The final description, specifications, location, and costs of improvements and facilities will be determined upon the preparation of final plans and specification. In addition, the actual amounts financed by SSA No. 1 may increase or decrease as described in Section IV below. The final plans may show substitutes, in lieu or modifications to the proposed special services in order to accomplish the works of improvements, and any substitution, increase, or decrease to the amount of public improvements financed shall not be a change or modification in the proceedings, as long as (1) the total improvement costs actually funded, when allocated to each single-family home and townhome, is the same amount per dwelling unit within each such land use category and (2) such allocation results in the same ratio of the public improvements between these two land use types, as established in Section V.A below.

IV. BONDED INDEBTEDNESS

It is anticipated that the public improvements will be financed through the issuance of a single series of bonds. Total authorized bonded indebtedness is \$12,000,000. Bonds in the approximate amount of \$10,680,000 are anticipated to be issued in May 2003. Issuance costs are estimated to be approximately four percent of the principal amount of the bonds. The bond issue is estimated to include a reserve fund equal to approximately ten percent of the original principal amount of the bonds and approximately two years of capitalized interest. The bonds are expected to have a term of 30 years with principal amortized over 27 years. Annual debt service payments will increase approximately 1.5% annually.

The final sizing of the bonds may be modified as appropriate to meet the objectives of the financing and prevailing bond market conditions. These modifications may include, but are not limited to, changes in the following:

- Bond timing, phasing, and/or escrows;
- Capitalized interest period;
- Principal amortization (i.e., bond term and annual debt service payment);
- Reserve fund size and form; and
- Coupon rates.

Therefore, the actual bonded indebtedness, and consequently the amount of public improvements financed by SSA No. 1, may increase or decrease depending upon these variables.

V. DETERMINATION OF SPECIAL TAXES

As mentioned previously, the public improvements allocable to the commercial and school properties will not be financed with bond proceeds for SSA No. 1. Therefore,

these land uses will not be subject to the special tax. The discussion that follows applies only to the residential property.

A. MAXIMUM ANNUAL SPECIAL TAXES

In order to measure the relative difference in public improvement costs for each land use type, equivalent dwelling unit ("EDU") factors have been calculated. Single-family homes are deemed to typical residential unit and are assigned an EDU factor of 1.00. EDU factors for townhomes are based upon the relative difference in public improvement costs allocated thereto when compared to a single-family home.¹ EDUs are shown in Table 8 below.

TABLE 8 EDU FACTORS			
	Cost/Unit	EDU Factor	EDUs
Single-Family Home	\$17,310	1.000	379.00
Townhome	\$12,087	0.698	81.00
Total			460.00

The maximum annual special taxes are a function of the EDUs and the aggregate special taxes required to pay interest and principal on the bonds and administrative expenses as well as provide funds to replenish the reserve fund and/or mitigate delinquent special taxes. Expressed in percentage terms, interest and principal payments and administrative expenses less investment earnings on the reserve fund are projected to average ninety-one (91%) of the maximum annual special taxes, and the special taxes available to mitigate delinquencies are estimated to average nine percent (9.0%). The derivation of the maximum annual special taxes is shown in Table 9 below.

TABLE 9 MAXIMUM ANNUAL SPECIAL TAXES (2004 LEVY YEAR/COLLECTED 2005)			
	Total	Single-Family	Townhome
Required Aggregate Annual Special Taxes	\$821,000	\$676,433	\$144,567
EDUs	460.00	379.00	81.00
Dwelling Units (DUs)	495	379	116
Maximum Annual Special Tax/EDU	\$1,784.78	NA	NA
Maximum Annual Special Tax/DU	NA	\$1,784.78	\$1,246.26

The required aggregate annual special taxes are based upon the bond assumptions set forth in Section IV above and an assumption of an average coupon rate of 6.75%. The maximum annual special tax per EDU is simply

¹ By the way of example, if the improvement costs per lot for each single-family home and townhome were \$10,000 and \$7,000, respectively, the relative difference of the townhome from the single-family home would be computed by dividing \$7,000 by \$10,000.

computed by dividing the required aggregate special taxes by the number of EDUs. Therefore, the special taxes are proportional to the cost of the public improvements and bear a rational relationship to the benefit that each property receives therefrom.

Note, that while the annual increase in the maximum annual special tax is limited to one and one-half percent (1.50%), which is consistent with the anticipated graduated payment schedule for interest and principal on the bonds, the percentage annual change in the actual special tax collected may be greater depending upon actual special tax receipts, capitalized interest, investment earnings, and administrative expenses.

B. APPORTIONMENT AND ABATEMENT METHODOLOGY

Each year, the portion of maximum annual special tax that is not needed for payment of interest, principal, and administrative expenses and to mitigate delinquencies will be abated. The percentage abated will be uniform for all parcels. While the annual increase in the maximum special tax is limited to one and one-half (1.50%), the percentage annual change in the actual special tax collected may be greater depending upon the actual special tax receipts, capitalized interest, investment earnings, and administrative expenses.

K:\Clients\2\Antioch\Decreased SSA\RMA and SSA Report\Decreased SSA RPT 9.doc

EXHIBIT A

RATE AND METHOD OF LEVYING SPECIAL TAXES

**VILLAGE OF ANTIOCH
SPECIAL SERVICE AREA NUMBER ONE
(DEERCREST)**

RATE AND METHOD OF LEVYING SPECIAL TAXES

A Special Tax shall be extended and collected in the Village of Antioch Special Service Area Number One (Deercrest) ("SSA No. 1") each Calendar Year, in an amount determined by the Village of Antioch or its designee through the application of the procedures described below. All of the real property in SSA No. 1, unless exempted by the provisions hereof, shall be taxed for the purposes, to the extent and in the manner herein provided.

A. DEFINITIONS

The terms used herein shall have the following meanings:

"Act" means the Special Service Area Tax Act, being 35 ILCS 200/27-5 et seq., as amended.

"Administrative Expenses" means the following actual or reasonably estimated costs permitted in accordance with the Act and directly related to the administration of SSA No. 1 and the Bonds as determined by the Village or its designee: the costs of computing the Special Taxes and of preparing the amended Special Tax Roll (whether by the Village or designee thereof or both); the costs of collecting the Special Taxes (whether by the Village, the County, or otherwise); the costs of remitting the Special Taxes to the fiscal agent and/or trustee for any Bonds; the costs of the fiscal agent and/or trustee (including its legal counsel) in the discharge of the duties required of it under any fiscal agent and/or trustee agreement; the costs of the Village or designee in computing the amount of rebatable arbitrage, if any; the costs of the Village or designee in complying with the disclosure requirements of applicable federal and state securities laws and of the Act, including, but not limited to, public inquiries regarding the Special Taxes; the costs associated with the release of funds from any escrow account or funds held pursuant to the Bond Indenture; and any termination payments owed by the Village in connection with any guaranteed investment contract, forward purchase agreement, or other investment of funds held under the Bond Indenture. Administrative Expenses shall also include amounts advanced by the Village for any administrative purpose of SSA No. 1 including the costs of computing Special Tax Bond Prepayment amounts, recording of lien satisfaction or other notices related to a Special Tax Bond Prepayment or Mandatory Special Tax Prepayment, discharge or satisfaction of Special Taxes; and the costs of commencing and pursuing to completion any foreclosure action arising from and pursuing the collection of delinquent Special Taxes and the reasonable fees of legal counsel to the Village incurred in connection with all of the foregoing.

"Administrator" means the designee of the Village responsible for determining the Special Taxes and providing for the imposition and collection of the Special Taxes, continuing disclosure, and any other administrative efforts related to SSA No. 1.

"Association Property" means any property within the boundaries of SSA No. 1 owned by, dedicated to, or conveyed to a property owner association, including any master or sub-association, which may include outlots, parks, open space, and/or wetlands but not Townhome Property or Single-family Property.

"Board" means the President and Board of Trustees of the Village of Antioch, having jurisdiction over SSA No. 1.

"Bond Indenture" means the trust indenture and any supplemental indentures between the Village and the trustee named therein authorizing the issuance of the Bonds.

"Bonds" means any bonds or other debt, including refunding bonds, whether in one or more series, issued by the Village and secured by the Maximum Parcel Special Tax for SSA No. 1, the proceeds of which will be used to finance inter alia, all or a portion of the public improvements.

"Cadastral Map" means an official map of the County GIS and Mapping Division or other authorized County official designating parcels by permanent index number.

"Calendar Year" means the twelve-month period starting January 1 and ending December 31.

"County" means the County of Lake, Illinois.

"Final Plat" means a final plat of subdivision approved by the Village and recorded with the County.

"Maximum Parcel Special Tax" means the maximum Special Tax, determined in accordance with Section B that can be collected by the Village in any Calendar Year on any Parcel.

"Maximum SSA Special Taxes" means the aggregate Maximum Parcel Special Taxes, determined in accordance with Sections B and C that can be collected by the Village in any Calendar Year.

"Non-Residential Property" means Parcel 02-14-300-002 and/or its successors.

"Parcel" means a lot or parcel within the boundaries of SSA No. 1 shown on a Cadastral Map and assigned a permanent index number by the office of the County Assessor or other authorized County official.

"Preliminary Plat" means the preliminary subdivision plat for Deercrest approved by the Village, as may be amended.

"Public Property" means property within the boundaries of SSA No. 1 owned by, irrevocably offered, dedicated or conveyed to, or for which an easement for purposes of

public street right-of-way has been granted to the federal government, the State of Illinois, the Village of Antioch or any local government or other public agency.

"Single-family Property" means all property within the boundaries of SSA No. 1 on which single-family homes have been, may be, or are anticipated to be constructed as determined from the Preliminary Plat, or any Final Plat, as applicable.

"Special Tax" means the special tax to be collected in each Calendar Year on each Parcel to fund the Special Tax Requirement.

"Special Tax Bond Prepayment" means that amount required to prepay the Maximum Parcel Special Tax computed pursuant to Section G.

"Special Tax Requirement" means that amount determined by the Village or its designee as required in any Calendar Year to pay: (1) the Administrative Expenses, (2) debt service on any Bonds, (3) any amount required to replenish any reserve fund established in connection with such Bonds, (4) the costs of credit enhancement and fees for instruments that serve as the basis of a reserve fund in lieu of cash related to any such Bonds and less (5) available funds as directed under the Bond Indenture.

"Special Tax Roll" means the Special Tax Roll included herein as Exhibit 1, as may be amended pursuant to Section C.

"Townhome Property" means all property within the boundaries of SSA No. 1 on which townhomes have been, may be, or are anticipated to be constructed as determined from the Preliminary Plat or any Final Plat, as applicable.

"Village" means the Village of Antioch, Illinois.

B. CLASSIFICATION OF PROPERTY

On or before the last Tuesday of each Calendar Year, each Parcel shall be classified as Association Property, Public Property, Single-family Property, Townhome Property, or Non-Residential Property. The foregoing classifications shall be based on the Preliminary Plat or Final Plat, whichever is most recent as of the September 30 preceding the Calendar Year for which the Special Tax is being collected. The classification to which each Parcel is assigned shall be fixed upon the recordation of the Final Plat from which such Parcel was established.

C. MAXIMUM PARCEL SPECIAL TAX

1. Single-family Property, Townhome Property, Non-Residential Property, Association Property, and Public Property

The Maximum Parcel Special Tax for Single-family Property, Townhome Property, Non-Residential Property, Association Property, and Public Property that has been levied in Calendar Year 2004 and which may be collected in Calendar Year 2005 is shown in Table 1 below.

TABLE I LEVIED CALENDAR YEAR 2004 MAXIMUM PARCEL SPECIAL TAX AMOUNTS	
Classification	Maximum Parcel Special Tax
Single-family Property	\$1,784.78/lot or dwelling unit
Townhome Property	\$1,246.26/lot or dwelling unit
Association Property	\$0.00/Parcel
Public Property	\$0.00/Parcel
Non-Residential Property	\$0.00/Parcel

The Maximum Parcel Special Tax for a Parcel of Single-family Property or Townhome Property which is not located within a Final Plat shall be calculated by multiplying the number of expected single-family and/or townhome lots or dwelling units for such Parcel, as determined from the Preliminary Plat in effect as of September 30 preceding the Calendar Year for which the Special Tax is being collected, by the corresponding Maximum Parcel Special Tax per lot or dwelling unit determined pursuant to Table I above, as increased in accordance with Section C.2 below.

2. Escalation

The Maximum Parcel Special Tax that has been levied in each subsequent Calendar Year thereafter, commencing with Calendar Year 2005, is one and one-half percent (1.50%) greater than the Maximum Parcel Special Tax for the preceding Calendar Year rounded up to the nearest dollar.

3. Maximum Parcel Special Taxes

The Maximum SSA Special Taxes shall not exceed \$1,227,230.95. The Special Tax Bond Prepayment amount and Mandatory Special Tax Prepayment amounts shall not exceed the Principal plus any Premium, Defeasance, and Fees as such terms are defined in Section G.

4. Special Tax Roll Amendment

Each Calendar Year, in conjunction with the abatement ordinance adopted by the Village, the Board shall amend the Special Tax Roll to reflect the Maximum Parcel Special Tax applicable to any new Parcels established by the County. The amended Special Tax Roll shall be recorded with the County.

D. METHOD OF ABATING THE SPECIAL TAX

On or before the last Tuesday of December of each Calendar Year, commencing with Calendar Year 2004 and for each following Calendar Year, the Village or its designee shall determine the Special Tax Requirement and the Maximum Parcel Special Tax authorized by the ordinance providing for the issuance of the Bonds shall be abated to the extent the amounts so extended exceed the Special Tax Requirement. The Maximum Parcel Special Tax applicable to each Parcel shall be abated in equal percentages until the Special Tax remaining equals the Special Tax Requirement.

Abated in equal percentages means that the amount abated for each Parcel, computed as a percentage of its applicable Maximum Parcel Special Tax, is the same. The Maximum Parcel Special Tax is sized to cover a delinquency rate of approximately nine percent (9.0%).

E. MANNER OF COLLECTION

The Special Tax will be billed and collected by the County in the same manner and at the same time as general ad valorem property taxes. The lien and foreclosure remedies provided for in Article 9 of the Illinois Municipal Code shall apply upon the nonpayment of the Special Tax. The Board may provide for other means of collecting the Special Tax, if necessary to meet the financial obligations of SSA No. 1.

1. Administrative Review

Any owner of a Parcel claiming that a calculation error has been made in the amount of the Special Tax applicable to such Parcel for any Calendar Year may send a written notice describing the error to the Administrator not later than thirty (30) days after having paid the Special Tax which is alleged to be in error. The Administrator shall promptly review the notice, and if necessary, meet with the property owner, consider written and oral evidence regarding the alleged error and decide whether, in fact, such an error occurred. If the Administrator determines that an error did in fact occur and the Special Tax should be modified or changed in favor of the property owner, an adjustment shall be made in the amount of the Special Tax applicable to such Parcel in the next Calendar Year. Cash refunds shall only be made in the final Calendar Year for the Special Tax. The decision of the Administrator regarding any error in respect to the Special Tax shall be final.

F. TERM

The Maximum Parcel Special Tax is not levied after Calendar Year 2031 (to be collected in Calendar Year 2032).

G. OPTIONAL PREPAYMENT

The Maximum Parcel Special Tax for any Parcel may be prepaid and the obligation of the Parcel to pay the Maximum Parcel Special Tax permanently satisfied as described herein, provided that a prepayment may be made only if there are no delinquent Special Taxes with

respect to such Parcel at the time of prepayment. An owner of a Parcel intending to prepay the Maximum Parcel Special Tax shall provide the Village with written notice of intent to prepay. Within 30 days of receipt of such written notice, the Village or its designee shall notify such owner of the Special Tax Bond Prepayment for such Parcel and the date through which the amount any such prepayment shall be valid.

1. Special Tax Bond Prepayment Prior to the Issuance of any Bonds

The Special Tax Bond Prepayment for a Parcel of Single-family Property and Townhome Property prior to the issuance of any Bonds shall equal \$17,310 or \$12,087 per lot or dwelling unit, respectively, subject to changes as described in Section D of the Special Tax Roll and Report for SSA No. 1. If at the time of the prepayment, the Parcel intending to prepay is not located within a Final Plat, the prepayment amount shall be calculated by multiplying the number of expected residential lots or dwelling units for such Parcel as shown on the Preliminary Plat by the preceding Special Tax Bond Prepayment per lot or dwelling unit.

2. Special Tax Bond Prepayment Subsequent to the Issuance of Bonds

Subsequent to the issuance of Bonds, the Special Tax Bond Prepayment for a Parcel means an amount equal to (a) the sum of (1) Principal, (2) Premium, (3) Defeasance, and (4) Fees and (b) minus the Reserve Fund Credit, where the terms "Principal," "Premium," "Defeasance," "Fees," and "Reserve Fund Credit" have the following meanings:

"Principal" means the principal amount of Bonds to be redeemed and equals the quotient derived by dividing (a) the then applicable Maximum Parcel Special Tax for the Parcel intending to prepay by (b) the corresponding aggregate Maximum Parcel Special Taxes for SSA No. 1, (and excluding from (b) that portion of the Maximum Parcel Special Tax for any Parcel(s) that has been prepaid), and multiplying the quotient by the principal amount of outstanding Bonds.

"Premium" means an amount equal to the Principal multiplied by the applicable redemption premium, if any, for any Bonds so redeemed with the proceeds of any such prepayment. Any applicable redemption premium shall be as set forth in the Bond Indenture.

"Defeasance" means the amount needed to pay interest on the Principal to be redeemed until the earliest redemption date for the outstanding Bonds less for any Special Tax heretofore paid and which is not needed to pay Administrative Expenses nor has been used for the Special Tax Requirement.

"Fees" equal the expenses of SSA No. 1 associated with the Special Tax Bond Prepayment as calculated by the Village or its designee and include, but are not limited to, the costs of computing the Special Tax Bond Prepayment, the costs of redeeming the Bonds, and the costs of recording and

publishing any notices to evidence the Special Tax Bond Prepayment and the redemption of Bonds.

"Reserve Fund Credit" shall equal the lesser of (i) the expected reduction in the applicable Reserve Requirement (as defined in the Bond Indenture), if any, following the redemption of Bonds from proceeds of the Special Tax Bond Prepayment or (ii) the amount derived by subtracting the new Reserve Requirement in effect after the redemption of Bonds from proceeds of the Special Tax Bond Prepayment from the balance in the Reserve Fund (as defined in the Bond Indenture) on the prepayment date, but in no event shall such amount be less than zero. Reserve Fund earnings to be applied toward the Special Tax Requirement shall not be considered when computing the Reserve Fund Credit.

The Maximum Parcel Special Tax may also be prepaid in part, provided that proceeds for any such prepayment are sufficient to permit the redemption of Bonds in such amounts and maturities deemed necessary by the Administrator and in accordance with the Bond Indenture. The amount of any partial Special Tax Bond Prepayment shall be computed pursuant to the appropriate preceding section substituting the portion of the Maximum Parcel Special Tax to be prepaid for the Maximum Parcel Special Tax when computing Principal.

The sum of the amounts calculated in Section G.1 shall be paid to the Village, deposited with the trustee, and used to pay for public improvements in accordance with the Bond Indenture and to pay the Fees associated with the Special Tax Bond Prepayment. The sum of the amounts calculated in the Section G.2 shall be paid to the Village, deposited with the trustee, and used to pay and redeem Bonds in accordance with the Bond Indenture and to pay the Fees associated with the Special Tax Bond Prepayment. Upon the payment of the Special Tax Bond Prepayment amount to the Village, the obligation to pay the portion of the Maximum Parcel Special Tax which is prepaid for such Parcel shall be deemed to be permanently satisfied, such portion of the Maximum Parcel Special Tax shall not be collected thereafter from such Parcel, and in the event the entire Maximum Parcel Special Tax is prepaid the Administrator shall cause a satisfaction of special tax lien for such Parcel to be recorded within 30 working days of receipt of the Special Tax Bond Prepayment.

H. MANDATORY SPECIAL TAX PREPAYMENT

If at any time the Administrator determines that there has been or will be a reduction in the Maximum SSA Special Taxes as a result of an amendment to the Preliminary Plat, Final Plat, or other event which reduces the expected number of single-family or townhome lots or dwelling units (i.e., 379 and 116 respectively), then a mandatory prepayment of the Maximum Parcel Special Tax (the "Mandatory Special Tax Prepayment") corresponding to such reduction shall be calculated. The Mandatory Special Tax Prepayment amount will be calculated using the prepayment formula described in Section G, as applicable, with the following modifications:

The amount by which the Maximum SSA Special Taxes have been reduced shall serve as the numerator when computing Principal; and

No Reserve Fund Credit shall be given.

The Mandatory Special Tax Prepayment shall be due prior to any development approval, subdivision of land, conveyance, or other action that results in a reduction in the Maximum SSA Special Taxes. The Mandatory Special Tax Prepayment shall be levied against the property on which the reduction has or will occur. The Mandatory Special Tax Prepayment shall have the same sale and lien priorities as are provided for regular property taxes. A Mandatory Special Tax Prepayment shall not reduce the Maximum Parcel Special Tax for any Parcel. The amount of any Mandatory Special Tax Prepayment shall not exceed the Principal plus any Premium, Defeasance, and Fees as such terms are defined in Section G.

I. AMENDMENTS

This Rate and Method of Levying Special Taxes may be amended by ordinance of the Village and, to the maximum extent permitted by the Act, such amendments may be made without further notice under the Act and without notice to owners of property within SSA No. 1 in order to (i) clarify or correct minor inconsistencies in the matters set forth herein, (ii) provide for lawful procedures for the collection and enforcement of the Special Tax so as to assure the efficient collection of the Special Tax for the benefit of the owners of the Bonds, (iii) otherwise improve the ability of the Village to fulfill its obligations to levy, extend, and collect the Special Tax and to make it available for the payment of the Bonds and Administrative Expenses, and (iv) make any change deemed necessary or advisable by the Village, provided such change is not detrimental to the owners of property subject to the Maximum Parcel Special Tax. No such amendment shall be approved by the Board if it violates any other agreement binding upon the Village and unless and until it has (i) found and determined that the amendment is necessary and appropriate and does not materially adversely affect the rights of the owners of the Bonds or the Village has obtained the consent of one hundred percent (100.00%) of the owners of the Bonds and (ii) received an opinion of a nationally recognized bond counsel to the effect that the amendment does not violate the Act, and is authorized pursuant to the terms of the Bond Indenture and this Rate and Method of Levying Special Taxes.

K:\Clients\Antioch\Deercrest SSA\RMA and SSA Report\Deercrest RMA 6.doc

VILLAGE OF ANTIOCH SSA NO. 1 ADMINISTRATION REPORT | EXHIBIT C | PAGE 29 OF 31

EXHIBIT 1
SPECIAL TAX ROLL

SSA No. 1 OF THE VILLAGE OF ANITTOCH

DEERCREEST

SPECIAL TAX ROLL (LEVY YEAR 2004 THROUGH LEVY YEAR 2031)

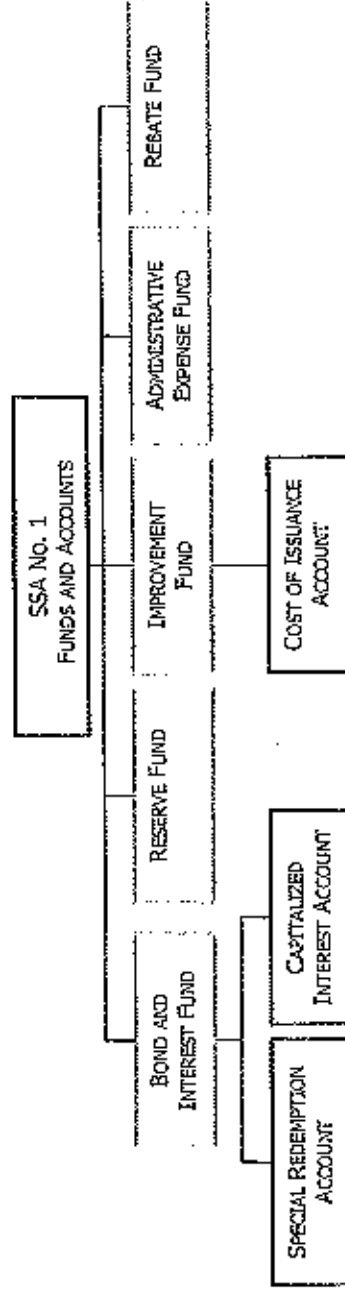
Levy Year	Maximum Parcel		Permanent Index Number				02-14-300-002				GRAND TOTAL
	SFD	THM	SFD	THM	SFD	THM	SFD	THM	SFD	THM	
2004	\$1,784.78	\$1,246.27	\$346,248.03	\$0.00	\$330,184.97	\$144,567.00	\$0.00	\$0.00	\$0.00	\$0.00	\$821,000.00
2005	\$1,811.56	\$1,264.96	\$351,441.75	\$0.00	\$335,137.75	\$146,735.51	\$0.00	\$0.00	\$0.00	\$0.00	\$833,315.00
2006	\$1,838.73	\$1,283.94	\$356,713.37	\$0.00	\$340,164.81	\$148,936.54	\$0.00	\$0.00	\$0.00	\$0.00	\$845,814.73
2007	\$1,866.31	\$1,303.19	\$362,064.07	\$0.00	\$346,267.29	\$151,170.59	\$0.00	\$0.00	\$0.00	\$0.00	\$858,501.95
2008	\$1,894.30	\$1,322.74	\$367,495.03	\$0.00	\$350,446.30	\$153,438.14	\$0.00	\$0.00	\$0.00	\$0.00	\$871,379.48
2009	\$1,922.72	\$1,342.58	\$373,007.46	\$0.00	\$355,702.99	\$155,739.72	\$0.00	\$0.00	\$0.00	\$0.00	\$884,450.17
2010	\$1,951.56	\$1,362.72	\$378,602.57	\$0.00	\$361,038.54	\$158,075.81	\$0.00	\$0.00	\$0.00	\$0.00	\$897,716.92
2011	\$1,980.83	\$1,383.16	\$384,281.81	\$0.00	\$368,454.11	\$160,446.95	\$0.00	\$0.00	\$0.00	\$0.00	\$911,182.67
2012	\$2,010.55	\$1,403.91	\$390,045.83	\$0.00	\$371,950.92	\$162,853.65	\$0.00	\$0.00	\$0.00	\$0.00	\$924,850.41
2013	\$2,040.70	\$1,424.97	\$395,896.52	\$0.00	\$377,530.19	\$165,286.46	\$0.00	\$0.00	\$0.00	\$0.00	\$938,723.17
2014	\$2,071.31	\$1,446.34	\$401,834.97	\$0.00	\$383,193.14	\$167,775.91	\$0.00	\$0.00	\$0.00	\$0.00	\$952,804.02
2015	\$2,102.38	\$1,468.04	\$407,862.49	\$0.00	\$388,941.04	\$170,292.54	\$0.00	\$0.00	\$0.00	\$0.00	\$967,086.08
2016	\$2,133.92	\$1,490.06	\$413,980.43	\$0.00	\$394,775.15	\$172,846.93	\$0.00	\$0.00	\$0.00	\$0.00	\$981,602.52
2017	\$2,165.93	\$1,512.41	\$420,190.14	\$0.00	\$400,696.78	\$175,439.64	\$0.00	\$0.00	\$0.00	\$0.00	\$996,326.56
2018	\$2,198.42	\$1,535.10	\$426,492.99	\$0.00	\$406,707.23	\$178,071.22	\$0.00	\$0.00	\$0.00	\$0.00	\$1,011,271.45
2019	\$2,231.39	\$1,558.12	\$432,890.39	\$0.00	\$412,807.84	\$180,742.30	\$0.00	\$0.00	\$0.00	\$0.00	\$1,026,440.53
2020	\$2,264.86	\$1,581.50	\$438,383.74	\$0.00	\$418,999.96	\$183,453.43	\$0.00	\$0.00	\$0.00	\$0.00	\$1,041,837.13
2021	\$2,298.84	\$1,605.22	\$445,974.50	\$0.00	\$425,284.66	\$186,205.24	\$0.00	\$0.00	\$0.00	\$0.00	\$1,057,464.69
2022	\$2,333.32	\$1,629.30	\$452,664.11	\$0.00	\$431,664.23	\$188,988.31	\$0.00	\$0.00	\$0.00	\$0.00	\$1,073,326.66
2023	\$2,368.32	\$1,653.74	\$459,454.08	\$0.00	\$438,139.20	\$191,833.29	\$0.00	\$0.00	\$0.00	\$0.00	\$1,089,426.56
2024	\$2,403.84	\$1,678.54	\$466,345.89	\$0.00	\$444,711.28	\$194,710.79	\$0.00	\$0.00	\$0.00	\$0.00	\$1,105,767.96
2025	\$2,439.90	\$1,703.72	\$473,341.08	\$0.00	\$451,361.95	\$197,631.45	\$0.00	\$0.00	\$0.00	\$0.00	\$1,122,354.48
2026	\$2,476.50	\$1,729.28	\$480,441.19	\$0.00	\$458,152.68	\$200,595.92	\$0.00	\$0.00	\$0.00	\$0.00	\$1,139,189.80
2027	\$2,513.65	\$1,755.21	\$487,647.81	\$0.00	\$465,024.97	\$203,604.86	\$0.00	\$0.00	\$0.00	\$0.00	\$1,156,277.64
2028	\$2,551.35	\$1,781.54	\$494,962.53	\$0.00	\$472,000.35	\$206,658.93	\$0.00	\$0.00	\$0.00	\$0.00	\$1,173,621.81
2029	\$2,589.62	\$1,808.27	\$502,386.96	\$0.00	\$479,080.35	\$209,758.82	\$0.00	\$0.00	\$0.00	\$0.00	\$1,191,226.14
2030	\$2,628.47	\$1,835.39	\$509,922.77	\$0.00	\$486,266.56	\$212,905.20	\$0.00	\$0.00	\$0.00	\$0.00	\$1,209,084.53
2031	\$2,667.89	\$1,862.92	\$517,571.61	\$0.00	\$493,550.56	\$216,098.78	\$0.00	\$0.00	\$0.00	\$0.00	\$1,227,230.95

EXHIBIT D

Village of Antioch SSA No. 1

Funds and Accounts

**SPECIAL SERVICE AREA NO. 1
OF THE VILLAGE OF ANTIOCH
SPECIAL TAX BONDS, SERIES 2003
FUNDS AND ACCOUNTS**



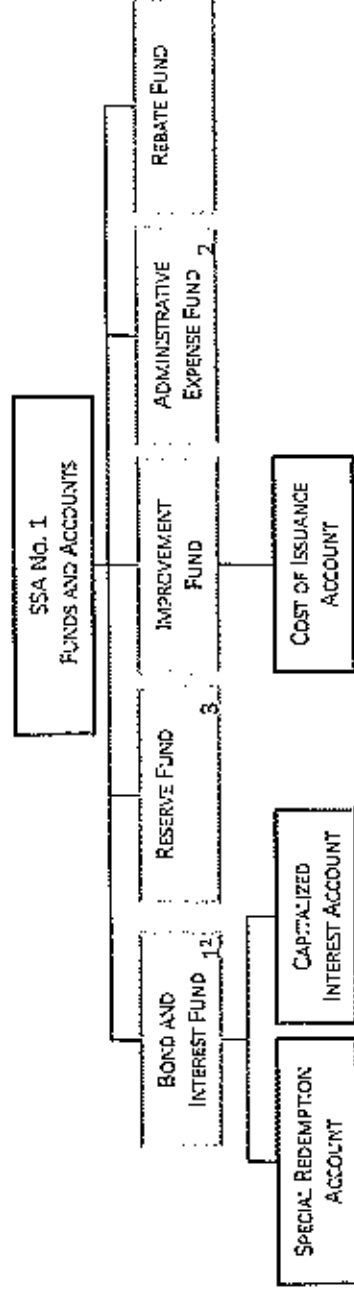
DIA

EXHIBIT E

Village of Antioch SSA No. 1

Application of Special Tax

SPECIAL SERVICE AREA NO. 1 **OF THE VILLAGE OF ANTIOCH** **SPECIAL TAX BONDS, SERIES 2003** **APPLICATION OF SPECIAL TAX¹**



¹Special Tax applied in sequence indicated.
²In an amount sufficient to pay interest and principal on the Bonds.

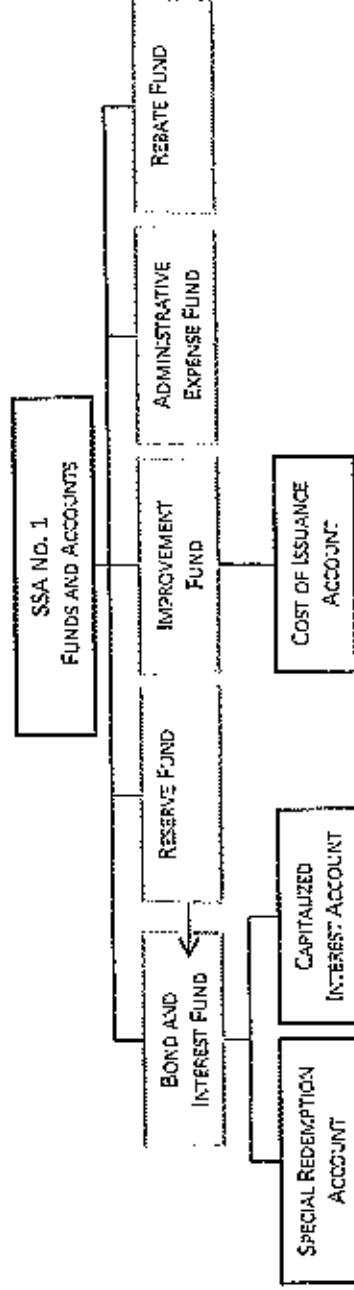


EXHIBIT F

Village of Antioch SSA No. 1

Application of Earnings

SPECIAL SERVICE AREA NO. 1 OF THE VILLAGE OF ANTIOCH SPECIAL TAX BONDS, SERIES 2003 APPLICATION OF EARNINGS¹



¹ Earnings remain in fund or account from which they accrued unless otherwise indicated.

DA

EXHIBIT G

Village of Antioch SSA No. 1

Monthly Sources and Uses of Funds

Village of Antioch Special Service Area No. 1
Deercroft - Series 2003
September 2011

	ADMINISTRATIVE EXPENSE FUND	IMPROVEMENT FUND	COST OF ISSUANCE ACCOUNT	BOND & INTEREST FUND	PREPAID FEES ACCOUNT	CAPITALIZED INTEREST ACCOUNT	RESERVE FUND	REBATE FUND	SPECIAL REDEMPTION ACCOUNT	TOTAL
BEGINNING BALANCE	\$278	\$6	\$0	\$398,687	\$0	\$0	\$1,008,752	\$0	\$618	\$1,408,228
SOURCES OF FUNDS										
SPECIAL TAX RECEIPTS	\$0	\$0	\$0	\$361,885	\$0	\$0	\$0	\$0	\$0	\$361,885
INVESTMENT AGREEMENT EARNINGS	\$0	\$0	\$0	\$0	\$0	\$0	\$0	\$0	\$0	\$0
OTHER INVESTMENT EARNINGS	\$0	\$0	\$0	\$2	\$0	\$0	\$0	\$0	\$0	\$7
MISCELLANEOUS	\$0	\$0	\$0	\$0	\$0	\$0	\$0	\$0	\$0	\$0
TOTAL SOURCES	\$0	\$0	\$0	\$361,887	\$0	\$0	\$0	\$0	\$0	\$361,887
USES OF FUNDS										
INTEREST PAYMENTS	\$0	\$0	\$0	(\$341,254)	\$0	\$0	\$0	\$0	\$0	(\$341,254)
PRINCIPAL PAYMENTS	\$0	\$0	\$0	\$0	\$0	\$0	\$0	\$0	\$0	\$0
PUBLIC IMPROVEMENTS	\$0	\$0	\$0	\$0	\$0	\$0	\$0	\$0	\$0	\$0
PROFESSIONAL SERVICES	\$0	\$0	\$0	\$0	\$0	\$0	\$0	\$0	\$0	\$0
MISCELLANEOUS	\$0	\$0	\$0	\$0	\$0	\$0	\$0	\$0	\$0	\$0
TOTAL USES	\$0	\$0	\$0	(\$341,254)	\$0	\$0	\$0	\$0	\$0	(\$341,254)
TRANSFERS	\$0	\$0	\$0	\$0	\$0	\$0	\$0	\$0	\$0	\$0
ACCRUED INTEREST PAID	\$0	\$0	\$0	\$0	\$0	\$0	\$0	\$0	\$0	\$0
ENDING BALANCE	\$278	\$6	\$0	\$418,103	\$0	\$0	\$1,008,752	\$0	\$618	\$1,428,767

Village of Antioch Special Service Area No. 1
Deercrest - Series 2003
October 2011

	ADMINISTRATIVE EXPENSE FUND	IMPROVEMENT FUND	COST OF ISSUANCE ACCOUNT	BOND & INTEREST FUND	PREPAID FEES ACCOUNT	CAPITALIZED INTEREST ACCOUNT	RESERVE FUND	REBATE FUND	SPECIAL REDEMPTION ACCOUNT	TOTAL
BEGINNING BALANCE	\$278	\$8	\$0	\$419,100	\$0	\$0	\$1,008,752	\$0	\$0	\$1,428,787
SOURCES OF FUNDS										
SPECIAL TAX RECEIPTS	\$0	\$0	\$0	\$5,367	\$0	\$0	\$0	\$0	\$0	\$5,367
INVESTMENT AGREEMENT EARNINGS	\$0	\$0	\$0	\$0	\$0	\$0	\$0	\$0	\$0	\$0
OTHER INVESTMENT EARNINGS	\$0	\$0	\$0	\$0	\$0	\$0	\$0	\$0	\$0	\$0
MISCELLANEOUS	\$0	\$0	\$0	\$0	\$0	\$0	\$0	\$0	\$0	\$0
TOTAL SOURCES	\$0	\$0	\$0	\$5,368	\$0	\$0	\$0	\$0	\$0	\$5,373
USES OF FUNDS										
INTEREST PAYMENTS	\$0	\$0	\$0	\$0	\$0	\$0	\$0	\$0	\$0	\$0
PRINCIPAL PAYMENTS	\$0	\$0	\$0	\$0	\$0	\$0	\$0	\$0	\$0	\$0
PUBLIC IMPROVEMENTS	\$0	\$0	\$0	\$0	\$0	\$0	\$0	\$0	\$0	\$0
PROFESSIONAL SERVICES	\$0	\$0	\$0	\$0	\$0	\$0	\$0	\$0	\$0	\$0
MISCELLANEOUS	\$0	\$0	\$0	\$0	\$0	\$0	\$0	\$0	\$0	\$0
TOTAL USES	\$0	\$0	\$0	\$0	\$0	\$0	\$0	\$0	\$0	\$0
TRANSFERS	\$0	\$0	\$0	\$0	\$0	\$0	\$0	\$0	\$0	\$0
ACCRUED INTEREST PAID	\$0	\$0	\$0	\$0	\$0	\$0	\$0	\$0	\$0	\$0
ENDING BALANCE	\$278	\$8	\$0	\$425,468	\$0	\$0	\$1,008,752	\$0	\$0	\$1,435,140

Village of Antioch Special Service Area No. 1
Deercreek - Series 2003
November 2011

	ADMINISTRATIVE EXPENSE FUND	IMPROVEMENT FUND	COST OF ISSUANCE ACCOUNT	BOND & INTEREST FUND	PREPAID FEES ACCOUNT	CAPITALIZED INTEREST ACCOUNT	RESERVE FUND	REBATE FUND	SPECIAL REDEMPTION ACCOUNT	TOTAL
BEGINNING BALANCE	\$279	\$8	\$0	\$425,469	\$0	\$0	\$1,008,767	\$0	\$818	\$1,435,140
SOURCES OF FUNDS										
SPECIAL TAX RECEIPTS	\$0	\$0	\$0	\$5,380	\$0	\$0	\$0	\$0	\$0	\$5,380
INVESTMENT AGREEMENT EARNINGS	\$0	\$0	\$0	\$0	\$0	\$0	\$0	\$0	\$0	\$0
OTHER INVESTMENT EARNINGS	\$0	\$0	\$0	\$0	\$0	\$0	\$0	\$0	\$0	\$0
MISCELLANEOUS	\$0	\$0	\$0	\$0	\$0	\$0	\$0	\$0	\$0	\$0
TOTAL SOURCES	\$0	\$0	\$0	\$5,380	\$0	\$0	\$0	\$0	\$0	\$5,380
USES OF FUNDS										
INTEREST PAYMENTS	\$0	\$0	\$0	\$0	\$0	\$0	\$0	\$0	\$0	\$0
PRINCIPAL PAYMENTS	\$0	\$0	\$0	\$0	\$0	\$0	\$0	\$0	\$0	\$0
PUBLIC IMPROVEMENTS	\$0	\$0	\$0	\$0	\$0	\$0	\$0	\$0	\$0	\$0
PROFESSIONAL SERVICES	\$0	\$0	\$0	\$0	\$0	\$0	\$0	\$0	\$0	\$0
MISCELLANEOUS	\$0	\$0	\$0	\$0	\$0	\$0	\$0	\$0	\$0	\$0
TOTAL USES	\$0	\$0	\$0	\$0	\$0	\$0	\$0	\$0	\$0	\$0
TRANSACTIONS	\$0	\$0	\$0	\$0	\$0	\$0	\$0	\$0	\$0	\$0
ACCUMULATED INTEREST PAID	\$0	\$0	\$0	\$0	\$0	\$0	\$0	\$0	\$0	\$0
ENDING BALANCE	\$279	\$8	\$0	\$430,851	\$0	\$0	\$1,008,772	\$0	\$818	\$1,440,528

Village of Antioch Special Service Area No. 1
Deercrest - Series 2003
December 2011

	ADMINISTRATIVE EXPENSE FUND	IMPROVEMENT FUND	COST OF ISSUANCE ACCOUNT	BOND & INTEREST FUND	PREPAID FEES ACCOUNT	CAPITALIZED INTEREST ACCOUNT	RESERVE FUND	REBATE FUND	SPECIAL REDEMPTION ACCOUNT	TOTAL
BEGINNING BALANCE	\$278	\$8	\$0	\$430,851	\$0	\$0	\$1,008,772	\$0	\$818	\$1,440,523
SOURCES OF FUNDS										
SPECIAL TAX RECEIPTS	\$0	\$0	\$0	\$13,738	\$0	\$0	\$0	\$0	\$0	\$13,738
INVESTMENT AGREEMENT EARNINGS	\$0	\$0	\$0	\$0	\$0	\$0	\$0	\$0	\$0	\$0
OTHER INVESTMENT EARNINGS	\$0	\$0	\$0	\$2	\$0	\$0	\$5	\$0	\$0	\$7
MISCELLANEOUS	\$0	\$0	\$0	\$0	\$0	\$0	\$0	\$0	\$0	\$0
TOTAL SOURCES	\$0	\$0	\$0	\$13,740	\$0	\$0	\$5	\$0	\$0	\$13,740
USES OF FUNDS										
INTEREST PAYMENTS	\$0	\$0	\$0	\$0	\$0	\$0	\$0	\$0	\$0	\$0
PRINCIPAL PAYMENTS	\$0	\$0	\$0	\$0	\$0	\$0	\$0	\$0	\$0	\$0
PUBLIC IMPROVEMENTS	\$0	\$0	\$0	\$0	\$0	\$0	\$0	\$0	\$0	\$0
PROFESSIONAL SERVICES	\$0	\$0	\$0	\$0	\$0	\$0	\$0	\$0	\$0	\$0
MISCELLANEOUS	\$0	\$0	\$0	\$0	\$0	\$0	\$0	\$0	\$0	\$0
TOTAL USES	\$0	\$0	\$0	\$0	\$0	\$0	\$0	\$0	\$0	\$0
TRANSFERS	\$0	\$0	\$0	\$0	\$0	\$0	\$0	\$0	\$0	\$0
ACCRUED INTEREST PAID	\$0	\$0	\$0	\$0	\$0	\$0	\$0	\$0	\$0	\$0
ENDING BALANCE	\$278	\$8	\$0	\$444,596	\$0	\$0	\$1,008,777	\$0	\$818	\$1,454,238

Village of Antioch Special Service Area No. 1
Deercrest - Series 2003
January 2012

	ADMINISTRATIVE EXPENSE FUND	IMPROVEMENT FUND	COST OF ISSUANCE ACCOUNT	BOND & INTEREST FUND	PREPAID FEES ACCOUNT	CAPITALIZED INTEREST ACCOUNT	RESERVE FUND	REBATE FUND	SPECIAL REDEMPTION ACCOUNT	TOTAL
BEGINNING BALANCE	\$279	\$8	\$0	\$444,556	\$0	\$0	\$1,008,777	\$0	\$918	\$1,454,228
SOURCES OF FUNDS										
SPECIAL TAX RECEIPTS	\$0	\$0	\$0	\$0	\$0	\$0	\$0	\$0	\$0	\$0
INVESTMENT AGREEMENT EARNINGS	\$0	\$0	\$0	\$0	\$0	\$0	\$0	\$0	\$0	\$0
OTHER INVESTMENT EARNINGS	\$0	\$0	\$0	\$0	\$0	\$0	\$5	\$0	\$0	\$7
MISCELLANEOUS	\$0	\$0	\$0	\$0	\$0	\$0	\$2	\$0	\$0	\$2
TOTAL SOURCES	\$0	\$0	\$0	\$0	\$0	\$0	\$5	\$0	\$0	\$7
USES OF FUNDS										
INTEREST PAYMENTS	\$0	\$0	\$0	\$0	\$0	\$0	\$0	\$0	\$0	\$0
PRINCIPAL PAYMENTS	\$0	\$0	\$0	\$0	\$0	\$0	\$0	\$0	\$0	\$0
PUBLIC IMPROVEMENTS	\$0	\$0	\$0	\$0	\$0	\$0	\$0	\$0	\$0	\$0
PROFESSIONAL SERVICES	\$0	\$0	\$0	\$0	\$0	\$0	\$0	\$0	\$0	\$0
MISCELLANEOUS	\$0	\$0	\$0	\$0	\$0	\$0	\$0	\$0	\$0	\$0
TOTAL USES	\$0	\$0	\$0	\$0	\$0	\$0	\$0	\$0	\$0	\$0
TRANSFERS	\$0	\$0	\$0	\$0	\$0	\$0	\$0	\$0	\$0	\$0
ACCRUED INTEREST PAID	\$0	\$0	\$0	\$0	\$0	\$0	\$0	\$0	\$0	\$0
ENDING BALANCE	\$279	\$8	\$0	\$444,556	\$0	\$0	\$1,008,782	\$0	\$918	\$1,454,246

Village of Antioch Special Service Area No. 1
Deercrest - Series 2003
February 2012

	ADMINISTRATIVE EXPENSE FUND	IMPROVEMENT FUND	COST OF ISSUANCE ACCOUNT	BOND & INTEREST FUND	PREPAID FEES ACCOUNT	CAPITALIZED INTEREST ACCOUNT	RESERVE FUND	REBATE FUND	SPECIAL REDEMPTION ACCOUNT	TOTAL
BEGINNING BALANCE	\$279	\$0	\$0	\$424,559	\$0	\$0	\$1,008,782	\$0	\$816	\$1,454,246
SOURCES OF FUNDS										
SPECIAL TAX RECEIPTS	\$0	\$0	\$0	\$0	\$0	\$0	\$0	\$0	\$0	\$0
INVESTMENT AGREEMENT EARNINGS	\$0	\$0	\$0	\$0	\$0	\$0	\$0	\$0	\$0	\$0
OTHER INVESTMENT EARNINGS	\$0	\$0	\$0	\$2	\$0	\$0	\$5	\$0	\$0	\$7
MISCELLANEOUS	\$2	\$0	\$0	\$2	\$0	\$0	\$0	\$0	\$2	\$2
TOTAL SOURCES	\$0	\$0	\$0	\$2	\$0	\$0	\$5	\$0	\$0	\$7
USES OF FUNDS										
INTEREST PAYMENTS	\$0	\$0	\$0	\$0	\$0	\$0	\$0	\$0	\$0	\$0
PRINCIPAL PAYMENTS	\$0	\$0	\$0	\$0	\$0	\$0	\$0	\$0	\$0	\$0
PUBLIC IMPROVEMENTS	\$0	\$0	\$0	\$0	\$0	\$0	\$0	\$0	\$0	\$0
PROFESSIONAL SERVICES	\$0	\$0	\$0	\$0	\$0	\$0	\$0	\$0	\$0	\$0
MISCELLANEOUS	\$0	\$0	\$0	\$0	\$0	\$0	\$0	\$0	\$0	\$0
TOTAL USES	\$0	\$0	\$0	\$0	\$0	\$0	\$0	\$0	\$0	\$0
TRANSFERS	\$0	\$0	\$0	\$13,822	\$0	\$0	(13,822)	\$0	\$0	\$0
ACCURED INTEREST PAID	\$0	\$0	\$0	\$0	\$0	\$0	\$0	\$0	\$0	\$0
ENDING BALANCE	\$279	\$0	\$0	\$438,381	\$0	\$0	\$995,764	\$0	\$816	\$1,454,246

Village of Antioch Special Service Area No. 1
Deercrest - Series 2003
March 2012

	ADMINISTRATIVE EXPENSE FUND	IMPROVEMENT FUND	COST OF ISSUANCE ACCOUNT	BOND & INTEREST FUND	PREPAID FEES ACCOUNT	CAPITALIZED INTEREST ACCOUNT	RESERVE FUND	REBATE FUND	SPECIAL REDEMPTION ACCOUNT	TOTAL
BEGINNING BALANCE	\$279	\$8	\$0	\$458,254	\$0	\$0	\$995,094	\$0	\$618	\$1,454,253
SOURCES OF FUNDS										
SPECIAL TAX RECEIPTS	\$0	\$0	\$0	\$0	\$0	\$0	\$0	\$0	\$0	\$0
INVESTMENT AGREEMENT EARNINGS	\$0	\$0	\$0	\$0	\$0	\$0	\$5	\$0	\$0	\$5
OTHER INVESTMENT EARNINGS	\$0	\$0	\$0	\$0	\$0	\$0	\$0	\$0	\$0	\$0
MISCELLANEOUS	\$0	\$0	\$0	\$0	\$0	\$0	\$5	\$0	\$0	\$5
TOTAL SOURCES	\$0	\$0	\$0	\$0	\$0	\$0	\$5	\$0	\$0	\$5
USES OF FUNDS										
INTEREST PAYMENTS	\$0	\$0	\$0	(\$458,254)	\$0	\$0	\$0	\$0	\$0	(\$458,254)
PRINCIPAL PAYMENTS	\$0	\$0	\$0	\$0	\$0	\$0	\$0	\$0	\$0	\$0
PUBLIC IMPROVEMENTS	\$0	\$0	\$0	\$0	\$0	\$0	\$0	\$0	\$0	\$0
PROFESSIONAL SERVICES	\$0	\$0	\$0	\$0	\$0	\$0	\$0	\$0	\$0	\$0
MISCELLANEOUS	\$0	\$0	\$0	\$0	\$0	\$0	\$0	\$0	\$0	\$0
TOTAL USES	\$0	\$0	\$0	(\$458,254)	\$0	\$0	\$0	\$0	\$0	(\$458,254)
TRANSFERS	\$0	\$0	\$0	\$0	\$0	\$0	\$0	\$0	\$0	\$0
ACCRUED INTEREST PAID	\$0	\$0	\$0	\$0	\$0	\$0	\$0	\$0	\$0	\$0
ENDING BALANCE	\$279	\$8	\$0	\$2	\$0	\$0	\$995,094	\$0	\$618	\$996,007

Village of Antioch Special Service Area No. 1
Deercrest - Series 2003
April 2012

	ADMINISTRATIVE EXPENSE FUND	IMPROVEMENT FUND	COST OF ISSUANCE ACCOUNT	BOND & INTEREST FUND	PREPAID FEES ACCOUNT	CAPITALIZED INTEREST ACCOUNT	RESERVE FUND	REBATE FUND	SPECIAL REDEMPTION ACCOUNT	TOTAL
BEGINNING BALANCE	\$278	\$8	\$0	\$2	\$0	\$0	\$995,089	\$0	\$613	\$998,507
SOURCES OF FUNDS										
SPECIAL TAX RECEIPTS	\$0	\$0	\$0	\$0	\$0	\$0	\$0	\$0	\$0	\$0
INVESTMENT AGREEMENT EARNINGS	\$0	\$0	\$0	\$0	\$0	\$0	\$0	\$0	\$0	\$0
OTHER INVESTMENT EARNINGS	\$0	\$0	\$0	\$0	\$0	\$0	\$0	\$0	\$0	\$0
MISCELLANEOUS	\$0	\$0	\$0	\$0	\$0	\$0	\$0	\$0	\$0	\$0
TOTAL SOURCES	\$0	\$0	\$0	\$0	\$0	\$0	\$0	\$0	\$0	\$0
USES OF FUNDS										
INTEREST PAYMENTS	\$0	\$0	\$0	\$0	\$0	\$0	\$0	\$0	\$0	\$0
PRINCIPAL PAYMENTS	\$0	\$0	\$0	\$0	\$0	\$0	\$0	\$0	\$0	\$0
PUBLIC IMPROVEMENTS	\$0	\$0	\$0	\$0	\$0	\$0	\$0	\$0	\$0	\$0
PROFESSIONAL SERVICES	\$0	\$0	\$0	\$0	\$0	\$0	\$0	\$0	\$0	\$0
MISCELLANEOUS	\$0	\$0	\$0	\$0	\$0	\$0	\$0	\$0	\$0	\$0
TOTAL USES	\$0	\$0	\$0	\$0	\$0	\$0	\$0	\$0	\$0	\$0
TRANSFERS	\$0	\$0	\$0	\$0	\$0	\$0	\$0	\$0	\$0	\$0
ACCUMULATED INTEREST PAID	\$0	\$0	\$0	\$0	\$0	\$0	\$0	\$0	\$0	\$0
ENDING BALANCE	\$278	\$8	\$0	\$2	\$0	\$0	\$995,104	\$0	\$613	\$998,612

Village of Antioch Special Service Area No. 1
Deercrest - Series 2003
May 2012

	ADMINISTRATIVE EXPENSE FUND	IMPROVEMENT FUND	COST OF ISSUANCE ACCOUNT	BOND & INTEREST FUND	PREPAID FEES ACCOUNT	CAPITALIZED INTEREST ACCOUNT	RESERVE FUND	REBATE FUND	SPECIAL REDEMPTION ACCOUNT	TOTAL
BEGINNING BALANCE	\$279	\$0	\$0	\$2	\$0	\$0	\$995,104	\$0	\$616	\$996,012
SOURCES OF FUNDS										
SPECIAL TAX RECEIPTS	\$0	\$0	\$0	\$13,740	\$0	\$0	\$0	\$0	\$0	\$13,740
INVESTMENT AGREEMENT EARNINGS	\$0	\$0	\$0	\$0	\$0	\$0	\$0	\$0	\$0	\$0
OTHER INVESTMENT EARNINGS	\$0	\$0	\$0	\$0	\$0	\$0	\$0	\$0	\$0	\$0
MISCELLANEOUS	\$0	\$0	\$0	\$0	\$0	\$0	\$0	\$0	\$0	\$0
TOTAL SOURCES	\$0	\$0	\$0	\$13,740	\$0	\$0	\$0	\$0	\$0	\$13,740
USES OF FUNDS										
INTEREST PAYMENTS	\$0	\$0	\$0	\$0	\$0	\$0	\$0	\$0	\$0	\$0
PRINCIPAL PAYMENTS	\$0	\$0	\$0	\$0	\$0	\$0	\$0	\$0	\$0	\$0
PUBLIC IMPROVEMENTS	\$0	\$0	\$0	\$0	\$0	\$0	\$0	\$0	\$0	\$0
PROFESSIONAL SERVICES	\$0	\$0	\$0	\$0	\$0	\$0	\$0	\$0	\$0	\$0
MISCELLANEOUS	\$0	\$0	\$0	\$0	\$0	\$0	\$0	\$0	\$0	\$0
TOTAL USES	\$0	\$0	\$0	\$0	\$0	\$0	\$0	\$0	\$0	\$0
TRANSFERS	\$0	\$0	\$0	\$0	\$0	\$0	\$0	\$0	\$0	\$0
ACCUMULATED INTEREST PAID	\$0	\$0	\$0	\$0	\$0	\$0	\$0	\$0	\$0	\$0
ENDING BALANCE	\$279	\$0	\$0	\$13,742	\$0	\$0	\$995,108	\$0	\$616	\$1,003,755

Village of Antioch Special Service Area No. 1
Deercrest - Series 2003
June 2012

	ADMINISTRATIVE EXPENSE FUND	IMPROVEMENT FUND	COST OF ISSUANCE ACCOUNT	BOND & INTEREST FUND	PREPAID FEES ACCOUNT	CAPITALIZED INTEREST ACCOUNT	RESERVE FUND	REBATE FUND	SPECIAL REDEMPTION ACCOUNT	TOTAL
BEGINNING BALANCE	8279	\$0	\$0	\$13,742	\$0	\$0	\$995,108	\$0	\$918	\$1,005,758
SOURCES OF FUNDS										
SPECIAL TAX RECEIPTS	\$0	\$0	\$0	\$350,081	\$0	\$0	\$0	\$0	\$0	\$350,081
INVESTMENT AGREEMENT EARNINGS	\$0	\$0	\$0	\$0	\$0	\$0	\$5	\$0	\$0	\$5
OTHER INVESTMENT EARNINGS	\$0	\$0	\$0	\$0	\$0	\$0	\$2	\$0	\$0	\$2
MISCELLANEOUS	\$0	\$0	\$0	\$0	\$0	\$0	\$5	\$0	\$0	\$5
TOTAL SOURCES	\$0	\$0	\$0	\$380,081	\$0	\$0	\$10	\$0	\$0	\$380,091
USES OF FUNDS										
INTEREST PAYMENTS	\$0	\$0	\$0	\$0	\$0	\$0	\$0	\$0	\$0	\$0
PRINCIPAL PAYMENTS	\$0	\$0	\$0	\$0	\$0	\$0	\$0	\$0	\$0	\$0
PUBLIC IMPROVEMENTS	\$0	\$0	\$0	\$0	\$0	\$0	\$0	\$0	\$0	\$0
PROFESSIONAL SERVICES	\$0	\$0	\$0	\$0	\$0	\$0	\$0	\$0	\$0	\$0
MISCELLANEOUS	\$0	\$0	\$0	\$0	\$0	\$0	\$0	\$0	\$0	\$0
TOTAL USES	\$0	\$0	\$0	\$0	\$0	\$0	\$0	\$0	\$0	\$0
TRANSFERS	\$0	\$0	\$0	\$0	\$0	\$0	\$0	\$0	\$0	\$0
ACCUMULATED INTEREST PAID	\$0	\$0	\$0	\$0	\$0	\$0	\$0	\$0	\$0	\$0
ENDING BALANCE	8279	\$0	\$0	\$373,823	\$0	\$0	\$995,114	\$0	\$918	\$1,389,853

Village of Antioch Special Service Area No. 1
Deercrest - Series 2003
July 2012

	ADMINISTRATIVE EXPENSE FUND	IMPROVEMENT FUND	COST OF ISSUANCE ACCOUNT	BOND & INTEREST FUND	PREPAID FEES ACCOUNT	CAPITALIZED INTEREST ACCOUNT	RESERVE FUND	REBATE FUND	SPECIAL RECEIPTION ACCOUNT	TOTAL
BEGINNING BALANCE	\$279	\$3	\$0	\$373,653	\$0	\$0	\$995,114	\$0	\$518	\$1,369,852
SOURCES OF FUNDS										
SPECIAL TAX RECEIPTS	\$0	\$0	\$0	\$1,869	\$0	\$0	\$0	\$0	\$0	\$1,869
INVESTMENT AGREEMENT EARNINGS	\$0	\$0	\$0	\$0	\$0	\$0	\$0	\$0	\$0	\$0
OTHER INVESTMENT EARNINGS	\$0	\$0	\$0	\$1	\$0	\$0	\$5	\$0	\$0	\$6
MISCELLANEOUS	\$0	\$0	\$0	\$0	\$0	\$0	\$0	\$0	\$0	\$0
TOTAL SOURCES	\$0	\$0	\$0	\$1,870	\$0	\$0	\$5	\$0	\$0	\$1,875
USES OF FUNDS										
INTEREST PAYMENTS	\$0	\$0	\$0	\$0	\$0	\$0	\$0	\$0	\$0	\$0
PRINCIPAL PAYMENTS	\$0	\$0	\$0	\$0	\$0	\$0	\$0	\$0	\$0	\$0
PUBLIC IMPROVEMENTS	\$0	\$0	\$0	\$0	\$0	\$0	\$0	\$0	\$0	\$0
PROFESSIONAL SERVICES	\$0	\$0	\$0	\$0	\$0	\$0	\$0	\$0	\$0	\$0
MISCELLANEOUS	\$0	\$0	\$0	\$0	\$0	\$0	\$0	\$0	\$0	\$0
TOTAL USES	\$0	\$0	\$0	\$0	\$0	\$0	\$0	\$0	\$0	\$0
TRANSFERS	\$0	\$0	\$0	\$0	\$0	\$0	\$0	\$0	\$0	\$0
ACCRUED INTEREST PAID	\$0	\$0	\$0	\$0	\$0	\$0	\$0	\$0	\$0	\$0
ENDING BALANCE	\$279	\$3	\$0	\$375,703	\$0	\$0	\$995,119	\$0	\$518	\$1,377,727

Village of Antioch Special Service Area No. 1
Deercrest - Series 2003
August 2012

	ADMINISTRATIVE EXPENSE FUND	IMPROVEMENT FUND	COST OF ISSUANCE ACCOUNT	BOND & INTEREST FUND	PREPAID FEES ACCOUNT	CAPITALIZED INTEREST ACCOUNT	RESERVE FUND	REBATE FUND	SPECIAL REDEMPTION ACCOUNT	TOTAL
BEGINNING BALANCE	\$279	\$8	\$0	\$375,703	\$0	\$0	\$995,119	\$0	\$818	\$1,371,727
SOURCES OF FUNDS										
SPECIAL TAX RECEIPTS	\$0	\$0	\$0	\$9,805	\$0	\$0	\$0	\$0	\$0	\$9,805
INVESTMENT AGREEMENT EARNINGS	\$0	\$0	\$0	\$0	\$0	\$0	\$0	\$0	\$0	\$0
OTHER INVESTMENT EARNINGS	\$0	\$0	\$0	\$2	\$0	\$0	\$5	\$0	\$0	\$7
MISCELLANEOUS	\$0	\$0	\$0	\$0	\$0	\$0	\$0	\$0	\$0	\$0
TOTAL SOURCES	\$0	\$0	\$0	\$9,807	\$0	\$0	\$5	\$0	\$0	\$9,812
USES OF FUNDS										
INTEREST PAYMENTS	\$0	\$0	\$0	\$0	\$0	\$0	\$0	\$0	\$0	\$0
PRINCIPAL PAYMENTS	\$0	\$0	\$0	\$0	\$0	\$0	\$0	\$0	\$0	\$0
PUBLIC IMPROVEMENTS	\$0	\$0	\$0	\$0	\$0	\$0	\$0	\$0	\$0	\$0
PROFESSIONAL SERVICES	(\$24,665)	\$0	\$0	\$0	\$0	\$0	\$0	\$0	\$0	(\$24,665)
MISCELLANEOUS	\$0	\$0	\$0	\$0	\$0	\$0	\$0	\$0	\$0	\$0
TOTAL USES	(\$24,665)	\$0	\$0	\$0	\$0	\$0	\$0	\$0	\$0	(\$24,665)
TRANSFERS	\$38,456	\$0	\$0	(\$38,456)	\$0	\$0	\$0	\$0	\$0	\$0
ACCRUED INTEREST PAID	\$0	\$0	\$0	\$0	\$0	\$0	\$0	\$0	\$0	\$0
ENDING BALANCE	\$12,069	\$8	\$0	\$346,855	\$0	\$0	\$995,124	\$0	\$618	\$1,356,675

Village of Antioch Special Service Area No. 1
Deercrest - Series 2003
September 2012

	ADMINISTRATIVE EXPENSE FUND	IMPROVEMENT FUND	COST OF ISSUANCE ACCOUNT	BOND & INTEREST FUND	PREPAID FEES ACCOUNT	CAPITALIZED INTEREST ACCOUNT	RESERVE FUND	REBATE FUND	SPECIAL REDEMPTION ACCOUNT	TOTAL
BEGINNING BALANCE	\$12,089	\$8	\$0	\$349,855	\$0	\$0	\$985,124	\$0	\$618	\$1,368,575
SOURCES OF FUNDS										
SPECIAL TAX RECEIPTS	\$0	\$0	\$0	\$349,485	\$0	\$0	\$0	\$0	\$0	\$349,485
INVESTMENT AGREEMENT EARNINGS	\$0	\$0	\$0	\$0	\$0	\$0	\$0	\$0	\$0	\$0
OTHER INVESTMENT EARNINGS	\$0	\$0	\$0	\$2	\$0	\$0	\$5	\$0	\$0	\$7
MISCELLANEOUS	\$2	\$0	\$0	\$0	\$2	\$0	\$0	\$0	\$0	\$2
TOTAL SOURCES	\$2	\$0	\$0	\$349,487	\$2	\$0	\$5	\$0	\$0	\$349,472
USES OF FUNDS										
INTEREST PAYMENTS	\$0	\$0	\$0	(\$337,378)	\$0	\$0	\$0	\$0	\$0	(\$337,378)
PRINCIPAL PAYMENTS	\$0	\$0	\$0	\$0	\$0	\$0	\$0	\$0	\$0	\$0
PUBLIC IMPROVEMENTS	\$0	\$0	\$0	\$0	\$0	\$0	\$0	\$0	\$0	\$0
PROFESSIONAL SERVICES	\$0	\$0	\$0	\$0	\$0	\$0	\$0	\$0	\$0	\$0
MISCELLANEOUS	\$2	\$0	\$0	\$2	\$0	\$0	\$2	\$0	\$0	\$4
TOTAL USES	\$2	\$0	\$0	(\$337,378)	\$0	\$0	\$2	\$0	\$0	(\$337,378)
TRANSFERS	\$0	\$0	\$0	\$0	\$0	\$0	\$0	\$0	\$0	\$0
ACCURUED INTEREST PAID	\$0	\$0	\$0	\$0	\$0	\$0	\$0	\$0	\$0	\$0
ENDING BALANCE	\$12,089	\$8	\$0	\$349,844	\$0	\$0	\$985,130	\$0	\$618	\$1,368,769

EXHIBIT H

Village of Antioch SSA No. 1

2012 Amended Special Tax Roll

Village of Antioch
Special Service Area Number One
(Deercreek/Neuhaven)
Levy Year 2012 / Collection Year 2013

2012 Special Tax Levy

<u>PIN</u>	<u>Phase</u>	<u>Lot</u>	<u>Unit</u>	<u>Land Use</u>	<u># of Units</u>	<u>Original Amount Levied</u>	<u>Amount to be Abated</u>	<u>Amount to be Collected/ Levied</u>
Exempt Property								
02-11-304-031	3	OS6		PUBLIC	0	\$0.00	\$0.00	\$0.00
02-11-304-057	3	OS10		PUBLIC	0	\$0.00	\$0.00	\$0.00
02-14-101-001	1	OS3		PUBLIC	0	\$0.00	\$0.00	\$0.00
02-14-101-080	1	Por TH-1		HOA	0	\$0.00	\$0.00	\$0.00
02-14-101-171	2	Por TH-2		HOA	0	\$0.00	\$0.00	\$0.00
02-14-101-184	3	Por TH-2		HOA	0	\$0.00	\$0.00	\$0.00
02-14-102-005	1	OS5		PUBLIC	0	\$0.00	\$0.00	\$0.00
02-14-104-013	1	OS4		PUBLIC	0	\$0.00	\$0.00	\$0.00
02-14-104-039	1	OS2		HOA	0	\$0.00	\$0.00	\$0.00
02-14-104-079	1	POR OS1		PUBLIC	0	\$0.00	\$0.00	\$0.00
02-14-104-080	1	POR OS1		PUBLIC	0	\$0.00	\$0.00	\$0.00
02-14-105-001	1	OUTLOT B		HOA	0	\$0.00	\$0.00	\$0.00
02-14-106-001	1	OUTLOT C		HOA	0	\$0.00	\$0.00	\$0.00
02-14-107-001	1	OUTLOT A		HOA	0	\$0.00	\$0.00	\$0.00
02-14-108-001	1	Por OS9		HOA	0	\$0.00	\$0.00	\$0.00
02-14-108-002	2	OS8		PUBLIC	0	\$0.00	\$0.00	\$0.00
02-14-108-023	2	Por OS9		PUBLIC	0	\$0.00	\$0.00	\$0.00
02-14-109-018	2	OS7		PUBLIC	0	\$0.00	\$0.00	\$0.00
02-14-110-001	3	Por TH-2		HOA	0	\$0.00	\$0.00	\$0.00
				Subtotal	0	\$0.00	\$0.00	\$0.00
Prepaid Property								
02-11-304-049	3	294		SFD	1	\$2,010.55	\$2,010.55	\$0.00
02-11-305-008	2	207		SFD	1	\$2,010.55	\$2,010.55	\$0.00
				Subtotal	2	\$4,021.10	\$4,021.10	\$0.00
Single Family Property								
02-11-301-001	1	280		SFD	1	\$2,010.55	\$0.00	\$2,010.55
02-11-301-002	1	279		SFD	1	\$2,010.55	\$0.00	\$2,010.55
02-11-301-003	1	278		SFD	1	\$2,010.55	\$0.00	\$2,010.55
02-11-301-004	1	277		SFD	1	\$2,010.55	\$0.00	\$2,010.55
02-11-301-005	1	276		SFD	1	\$2,010.55	\$0.00	\$2,010.55
02-11-301-006	1	275		SFD	1	\$2,010.55	\$0.00	\$2,010.55
02-11-301-007	1	266		SFD	1	\$2,010.55	\$0.00	\$2,010.55
02-11-301-008	1	267		SFD	1	\$2,010.55	\$0.00	\$2,010.55
02-11-301-009	1	268		SFD	1	\$2,010.55	\$0.00	\$2,010.55
02-11-301-010	1	269		SFD	1	\$2,010.55	\$0.00	\$2,010.55
02-11-301-011	1	270		SFD	1	\$2,010.55	\$0.00	\$2,010.55
02-11-301-012	1	271		SFD	1	\$2,010.55	\$0.00	\$2,010.55
02-11-301-013	1	272		SFD	1	\$2,010.55	\$0.00	\$2,010.55
02-11-301-014	1	265		SFD	1	\$2,010.55	\$0.00	\$2,010.55
02-11-301-015	1	264		SFD	1	\$2,010.55	\$0.00	\$2,010.55
02-11-301-016	1	263		SFD	1	\$2,010.55	\$0.00	\$2,010.55
02-11-301-017	1	262		SFD	1	\$2,010.55	\$0.00	\$2,010.55
02-11-301-018	1	261		SFD	1	\$2,010.55	\$0.00	\$2,010.55
02-11-301-019	1	260		SFD	1	\$2,010.55	\$0.00	\$2,010.55
02-11-302-001	1	251		SFD	1	\$2,010.55	\$0.00	\$2,010.55
02-11-302-002	1	252		SFD	1	\$2,010.55	\$0.00	\$2,010.55

Village of Antioch
Special Service Area Number One
(Deercrest/Neuhaven)
Levy Year 2012 / Collection Year 2013

2012 Special Tax Levy

<u>PIN</u>	<u>Phase</u>	<u>Lot</u>	<u>Unit</u>	<u>Land Use</u>	<u># of Units</u>	<u>Original Amount Levied</u>	<u>Amount to be Abated</u>	<u>Amount to be Collected/ Levied</u>
02-11-302-003	1	253		SFD	1	\$2,010.55	\$0.00	\$2,010.55
02-11-303-001	1	200		SFD	1	\$2,010.55	\$0.00	\$2,010.55
02-11-303-002	1	199		SFD	1	\$2,010.55	\$0.00	\$2,010.55
02-11-303-003	1	198		SFD	1	\$2,010.55	\$0.00	\$2,010.55
02-11-303-004	1	197		SFD	1	\$2,010.55	\$0.00	\$2,010.55
02-11-303-005	1	196		SFD	1	\$2,010.55	\$0.00	\$2,010.55
02-11-303-006	1	195		SFD	1	\$2,010.55	\$0.00	\$2,010.55
02-11-303-007	1	201		SFD	1	\$2,010.55	\$0.00	\$2,010.55
02-11-303-008	1	202		SFD	1	\$2,010.55	\$0.00	\$2,010.55
02-11-303-009	1	203		SFD	1	\$2,010.55	\$0.00	\$2,010.55
02-11-303-010	1	204		SFD	1	\$2,010.55	\$0.00	\$2,010.55
02-11-303-011	1	205		SFD	1	\$2,010.55	\$0.00	\$2,010.55
02-11-303-012	1	206		SFD	1	\$2,010.55	\$0.00	\$2,010.55
02-11-304-001	1	79		SFD	1	\$2,010.55	\$0.00	\$2,010.55
02-11-304-002	1	78		SFD	1	\$2,010.55	\$0.00	\$2,010.55
02-11-304-003	1	77		SFD	1	\$2,010.55	\$0.00	\$2,010.55
02-11-304-004	1	76		SFD	1	\$2,010.55	\$0.00	\$2,010.55
02-11-304-005	1	75		SFD	1	\$2,010.55	\$0.00	\$2,010.55
02-11-304-006	1	74		SFD	1	\$2,010.55	\$0.00	\$2,010.55
02-11-304-007	2	95		SFD	1	\$2,010.55	\$0.00	\$2,010.55
02-11-304-008	2	94		SFD	1	\$2,010.55	\$0.00	\$2,010.55
02-11-304-009	2	93		SFD	1	\$2,010.55	\$0.00	\$2,010.55
02-11-304-010	2	92		SFD	1	\$2,010.55	\$0.00	\$2,010.55
02-11-304-011	2	91		SFD	1	\$2,010.55	\$0.00	\$2,010.55
02-11-304-012	2	90		SFD	1	\$2,010.55	\$0.00	\$2,010.55
02-11-304-013	2	89		SFD	1	\$2,010.55	\$0.00	\$2,010.55
02-11-304-014	2	88		SFD	1	\$2,010.55	\$0.00	\$2,010.55
02-11-304-015	2	87		SFD	1	\$2,010.55	\$0.00	\$2,010.55
02-11-304-016	2	86		SFD	1	\$2,010.55	\$0.00	\$2,010.55
02-11-304-017	2	85		SFD	1	\$2,010.55	\$0.00	\$2,010.55
02-11-304-018	2	84		SFD	1	\$2,010.55	\$0.00	\$2,010.55
02-11-304-019	2	83		SFD	1	\$2,010.55	\$0.00	\$2,010.55
02-11-304-020	2	82		SFD	1	\$2,010.55	\$0.00	\$2,010.55
02-11-304-021	2	81		SFD	1	\$2,010.55	\$0.00	\$2,010.55
02-11-304-022	2	80		SFD	1	\$2,010.55	\$0.00	\$2,010.55
02-11-304-023	3	293		SFD	1	\$2,010.55	\$0.00	\$2,010.55
02-11-304-024	3	292		SFD	1	\$2,010.55	\$0.00	\$2,010.55
02-11-304-025	3	291		SFD	1	\$2,010.55	\$0.00	\$2,010.55
02-11-304-026	3	290		SFD	1	\$2,010.55	\$0.00	\$2,010.55
02-11-304-027	3	289		SFD	1	\$2,010.55	\$0.00	\$2,010.55
02-11-304-028	3	288		SFD	1	\$2,010.55	\$0.00	\$2,010.55
02-11-304-029	3	287		SFD	1	\$2,010.55	\$0.00	\$2,010.55
02-11-304-030	3	286		SFD	1	\$2,010.55	\$0.00	\$2,010.55
02-11-304-032	3	112		SFD	1	\$2,010.55	\$0.00	\$2,010.55
02-11-304-033	3	111		SFD	1	\$2,010.55	\$0.00	\$2,010.55
02-11-304-034	3	110		SFD	1	\$2,010.55	\$0.00	\$2,010.55
02-11-304-035	3	109		SFD	1	\$2,010.55	\$0.00	\$2,010.55
02-11-304-036	3	108		SFD	1	\$2,010.55	\$0.00	\$2,010.55
02-11-304-037	3	107		SFD	1	\$2,010.55	\$0.00	\$2,010.55

**Village of Antioch
Special Service Area Number One
(Deercrest/Neuhaven)
Levy Year 2012 / Collection Year 2013**

2012 Special Tax Levy

<u>PN</u>	<u>Phase</u>	<u>Lot</u>	<u>Unit</u>	<u>Land Use</u>	<u># of Units</u>	<u>Original Amount Levied</u>	<u>Amount to be Abated</u>	<u>Amount to be Collected/ Levied</u>
02-11-304-038	3	106		SFD	1	\$2,010.55	\$0.00	\$2,010.55
02-11-304-039	3	105		SFD	1	\$2,010.55	\$0.00	\$2,010.55
02-11-304-040	3	104		SFD	1	\$2,010.55	\$0.00	\$2,010.55
02-11-304-041	3	103		SFD	1	\$2,010.55	\$0.00	\$2,010.55
02-11-304-042	3	102		SFD	1	\$2,010.55	\$0.00	\$2,010.55
02-11-304-043	3	101		SFD	1	\$2,010.55	\$0.00	\$2,010.55
02-11-304-044	3	100		SFD	1	\$2,010.55	\$0.00	\$2,010.55
02-11-304-045	3	99		SFD	1	\$2,010.55	\$0.00	\$2,010.55
02-11-304-046	3	98		SFD	1	\$2,010.55	\$0.00	\$2,010.55
02-11-304-047	3	97		SFD	1	\$2,010.55	\$0.00	\$2,010.55
02-11-304-048	3	96		SFD	1	\$2,010.55	\$0.00	\$2,010.55
02-11-304-050	3	295		SFD	1	\$2,010.55	\$0.00	\$2,010.55
02-11-304-051	3	296		SFD	1	\$2,010.55	\$0.00	\$2,010.55
02-11-304-052	3	297		SFD	1	\$2,010.55	\$0.00	\$2,010.55
02-11-304-053	3	298		SFD	1	\$2,010.55	\$0.00	\$2,010.55
02-11-304-054	3	299		SFD	1	\$2,010.55	\$0.00	\$2,010.55
02-11-304-055	3	300		SFD	1	\$2,010.55	\$0.00	\$2,010.55
02-11-304-056	3	301		SFD	1	\$2,010.55	\$0.00	\$2,010.55
02-11-304-058	3	307		SFD	1	\$2,010.55	\$0.00	\$2,010.55
02-11-304-059	3	306		SFD	1	\$2,010.55	\$0.00	\$2,010.55
02-11-304-060	3	305		SFD	1	\$2,010.55	\$0.00	\$2,010.55
02-11-304-061	3	304		SFD	1	\$2,010.55	\$0.00	\$2,010.55
02-11-304-062	3	303		SFD	1	\$2,010.55	\$0.00	\$2,010.55
02-11-304-063	3	302		SFD	1	\$2,010.55	\$0.00	\$2,010.55
02-11-304-064	3	308		SFD	1	\$2,010.55	\$0.00	\$2,010.55
02-11-304-065	3	309		SFD	1	\$2,010.55	\$0.00	\$2,010.55
02-11-304-066	3	310		SFD	1	\$2,010.55	\$0.00	\$2,010.55
02-11-304-067	3	311		SFD	1	\$2,010.55	\$0.00	\$2,010.55
02-11-304-068	3	312		SFD	1	\$2,010.55	\$0.00	\$2,010.55
02-11-304-069	3	284		SFD	1	\$2,010.55	\$0.00	\$2,010.55
02-11-304-070	3	285		SFD	1	\$2,010.55	\$0.00	\$2,010.55
02-11-304-071	3	283		SFD	1	\$2,010.55	\$0.00	\$2,010.55
02-11-304-072	3	282		SFD	1	\$2,010.55	\$0.00	\$2,010.55
02-11-304-073	3	281		SFD	1	\$2,010.55	\$0.00	\$2,010.55
02-11-304-074	3	113		SFD	1	\$2,010.55	\$0.00	\$2,010.55
02-11-304-075	3	114		SFD	1	\$2,010.55	\$0.00	\$2,010.55
02-11-304-076	3	115		SFD	1	\$2,010.55	\$0.00	\$2,010.55
02-11-304-077	3	116		SFD	1	\$2,010.55	\$0.00	\$2,010.55
02-11-304-078	3	117		SFD	1	\$2,010.55	\$0.00	\$2,010.55
02-11-304-079	3	118		SFD	1	\$2,010.55	\$0.00	\$2,010.55
02-11-304-080	3	119		SFD	1	\$2,010.55	\$0.00	\$2,010.55
02-11-305-001	2	214		SFD	1	\$2,010.55	\$0.00	\$2,010.55
02-11-305-002	2	213		SFD	1	\$2,010.55	\$0.00	\$2,010.55
02-11-305-003	2	212		SFD	1	\$2,010.55	\$0.00	\$2,010.55
02-11-305-004	2	211		SFD	1	\$2,010.55	\$0.00	\$2,010.55
02-11-305-005	2	210		SFD	1	\$2,010.55	\$0.00	\$2,010.55
02-11-305-006	2	209		SFD	1	\$2,010.55	\$0.00	\$2,010.55
02-11-305-007	2	208		SFD	1	\$2,010.55	\$0.00	\$2,010.55
02-11-305-009	2	215		SFD	1	\$2,010.55	\$0.00	\$2,010.55

**Village of Antioch
Special Service Area Number One
(Deercreek/Neuhaven)
Levy Year 2012 / Collection Year 2013**

2012 Special Tax Levy

<u>PIN</u>	<u>Phase</u>	<u>Lot</u>	<u>Unit</u>	<u>Land Use</u>	<u># of Units</u>	<u>Original Amount Levied</u>	<u>Amount to be Abated</u>	<u>Amount to be Collected/ Levied</u>
02-11-305-010	2	216		SFD	1	\$2,010.55	\$0.00	\$2,010.55
02-11-305-011	2	217		SFD	1	\$2,010.55	\$0.00	\$2,010.55
02-11-305-012	2	218		SFD	1	\$2,010.55	\$0.00	\$2,010.55
02-11-305-013	2	219		SFD	1	\$2,010.55	\$0.00	\$2,010.55
02-11-305-014	2	220		SFD	1	\$2,010.55	\$0.00	\$2,010.55
02-11-305-015	2	221		SFD	1	\$2,010.55	\$0.00	\$2,010.55
02-11-305-016	2	222		SFD	1	\$2,010.55	\$0.00	\$2,010.55
02-11-306-001	2	180		SFD	1	\$2,010.55	\$0.00	\$2,010.55
02-11-306-002	2	181		SFD	1	\$2,010.55	\$0.00	\$2,010.55
02-11-306-003	2	182		SFD	1	\$2,010.55	\$0.00	\$2,010.55
02-11-306-004	2	183		SFD	1	\$2,010.55	\$0.00	\$2,010.55
02-11-306-005	2	184		SFD	1	\$2,010.55	\$0.00	\$2,010.55
02-11-306-006	3	168		SFD	1	\$2,010.55	\$0.00	\$2,010.55
02-11-306-007	3	167		SFD	1	\$2,010.55	\$0.00	\$2,010.55
02-11-306-008	3	166		SFD	1	\$2,010.55	\$0.00	\$2,010.55
02-11-306-009	3	165		SFD	1	\$2,010.55	\$0.00	\$2,010.55
02-11-306-010	3	164		SFD	1	\$2,010.55	\$0.00	\$2,010.55
02-11-306-011	3	163		SFD	1	\$2,010.55	\$0.00	\$2,010.55
02-11-306-012	3	162		SFD	1	\$2,010.55	\$0.00	\$2,010.55
02-11-306-013	3	161		SFD	1	\$2,010.55	\$0.00	\$2,010.55
02-11-306-014	3	160		SFD	1	\$2,010.55	\$0.00	\$2,010.55
02-11-306-015	3	159		SFD	1	\$2,010.55	\$0.00	\$2,010.55
02-11-306-016	3	158		SFD	1	\$2,010.55	\$0.00	\$2,010.55
02-11-306-017	3	157		SFD	1	\$2,010.55	\$0.00	\$2,010.55
02-11-306-018	3	156		SFD	1	\$2,010.55	\$0.00	\$2,010.55
02-11-306-019	3	169		SFD	1	\$2,010.55	\$0.00	\$2,010.55
02-11-306-020	3	170		SFD	1	\$2,010.55	\$0.00	\$2,010.55
02-11-306-021	3	171		SFD	1	\$2,010.55	\$0.00	\$2,010.55
02-11-306-022	3	172		SFD	1	\$2,010.55	\$0.00	\$2,010.55
02-11-306-023	3	173		SFD	1	\$2,010.55	\$0.00	\$2,010.55
02-11-306-024	3	174		SFD	1	\$2,010.55	\$0.00	\$2,010.55
02-11-306-025	3	175		SFD	1	\$2,010.55	\$0.00	\$2,010.55
02-11-306-026	3	176		SFD	1	\$2,010.55	\$0.00	\$2,010.55
02-11-306-027	3	177		SFD	1	\$2,010.55	\$0.00	\$2,010.55
02-11-306-028	3	178		SFD	1	\$2,010.55	\$0.00	\$2,010.55
02-11-306-029	3	179		SFD	1	\$2,010.55	\$0.00	\$2,010.55
02-11-307-001	3	144		SFD	1	\$2,010.55	\$0.00	\$2,010.55
02-11-307-002	3	143		SFD	1	\$2,010.55	\$0.00	\$2,010.55
02-11-307-003	3	142		SFD	1	\$2,010.55	\$0.00	\$2,010.55
02-11-307-004	3	141		SFD	1	\$2,010.55	\$0.00	\$2,010.55
02-11-307-005	3	140		SFD	1	\$2,010.55	\$0.00	\$2,010.55
02-11-307-006	3	139		SFD	1	\$2,010.55	\$0.00	\$2,010.55
02-11-307-007	3	138		SFD	1	\$2,010.55	\$0.00	\$2,010.55
02-11-307-008	3	137		SFD	1	\$2,010.55	\$0.00	\$2,010.55
02-11-307-009	3	136		SFD	1	\$2,010.55	\$0.00	\$2,010.55
02-11-307-010	3	135		SFD	1	\$2,010.55	\$0.00	\$2,010.55
02-11-307-011	3	145		SFD	1	\$2,010.55	\$0.00	\$2,010.55
02-11-307-012	3	146		SFD	1	\$2,010.55	\$0.00	\$2,010.55
02-11-307-013	3	147		SFD	1	\$2,010.55	\$0.00	\$2,010.55

Village of Antioch
Special Service Area Number One
(Deercreek/Neuhaven)
Levy Year 2012 / Collection Year 2013

						2012 Special Tax Levy		
<u>PIN</u>	<u>Phase</u>	<u>Lot</u>	<u>Unit</u>	<u>Land Use</u>	<u># of Units</u>	<u>Original Amount Levied</u>	<u>Amount to be Abated</u>	<u>Amount to be Collected/ Levied</u>
02-11-307-014	3	148		SFD	1	\$2,010.55	\$0.00	\$2,010.55
02-11-307-015	3	149		SFD	1	\$2,010.55	\$0.00	\$2,010.55
02-11-307-016	3	150		SFD	1	\$2,010.55	\$0.00	\$2,010.55
02-11-307-017	3	151		SFD	1	\$2,010.55	\$0.00	\$2,010.55
02-11-307-018	3	152		SFD	1	\$2,010.55	\$0.00	\$2,010.55
02-11-307-019	3	153		SFD	1	\$2,010.55	\$0.00	\$2,010.55
02-11-307-020	3	154		SFD	1	\$2,010.55	\$0.00	\$2,010.55
02-11-307-021	3	155		SFD	1	\$2,010.55	\$0.00	\$2,010.55
02-11-308-001	3	126		SFD	1	\$2,010.55	\$0.00	\$2,010.55
02-11-308-002	3	125		SFD	1	\$2,010.55	\$0.00	\$2,010.55
02-11-308-003	3	124		SFD	1	\$2,010.55	\$0.00	\$2,010.55
02-11-308-004	3	123		SFD	1	\$2,010.55	\$0.00	\$2,010.55
02-11-308-005	3	122		SFD	1	\$2,010.55	\$0.00	\$2,010.55
02-11-308-006	3	121		SFD	1	\$2,010.55	\$0.00	\$2,010.55
02-11-308-007	3	120		SFD	1	\$2,010.55	\$0.00	\$2,010.55
02-11-308-008	3	127		SFD	1	\$2,010.55	\$0.00	\$2,010.55
02-11-308-009	3	128		SFD	1	\$2,010.55	\$0.00	\$2,010.55
02-11-308-010	3	129		SFD	1	\$2,010.55	\$0.00	\$2,010.55
02-11-308-011	3	130		SFD	1	\$2,010.55	\$0.00	\$2,010.55
02-11-308-012	3	131		SFD	1	\$2,010.55	\$0.00	\$2,010.55
02-11-308-013	3	132		SFD	1	\$2,010.55	\$0.00	\$2,010.55
02-11-308-014	3	133		SFD	1	\$2,010.55	\$0.00	\$2,010.55
02-11-308-015	3	134		SFD	1	\$2,010.55	\$0.00	\$2,010.55
02-14-101-002	1	274		SFD	1	\$2,010.54	\$0.00	\$2,010.54
02-14-101-003	1	273		SFD	1	\$2,010.54	\$0.00	\$2,010.54
02-14-101-004	1	258		SFD	1	\$2,010.54	\$0.00	\$2,010.54
02-14-101-005	1	259		SFD	1	\$2,010.54	\$0.00	\$2,010.54
02-14-101-006	1	243		SFD	1	\$2,010.54	\$0.00	\$2,010.54
02-14-101-007	1	242		SFD	1	\$2,010.54	\$0.00	\$2,010.54
02-14-101-008	1	241		SFD	1	\$2,010.54	\$0.00	\$2,010.54
02-14-101-009	1	240		SFD	1	\$2,010.54	\$0.00	\$2,010.54
02-14-101-010	1	239		SFD	1	\$2,010.54	\$0.00	\$2,010.54
02-14-101-011	1	238		SFD	1	\$2,010.54	\$0.00	\$2,010.54
02-14-101-012	1	237		SFD	1	\$2,010.54	\$0.00	\$2,010.54
02-14-101-013	1	236		SFD	1	\$2,010.54	\$0.00	\$2,010.54
02-14-101-014	1	232		SFD	1	\$2,010.54	\$0.00	\$2,010.54
02-14-101-015	1	233		SFD	1	\$2,010.54	\$0.00	\$2,010.54
02-14-101-016	1	234		SFD	1	\$2,010.54	\$0.00	\$2,010.54
02-14-101-017	1	235		SFD	1	\$2,010.54	\$0.00	\$2,010.54
02-14-101-018	1	231		SFD	1	\$2,010.54	\$0.00	\$2,010.54
02-14-101-019	1	230		SFD	1	\$2,010.54	\$0.00	\$2,010.54
02-14-101-020	1	229		SFD	1	\$2,010.54	\$0.00	\$2,010.54
02-14-101-021	1	225		SFD	1	\$2,010.54	\$0.00	\$2,010.54
02-14-101-022	1	224		SFD	1	\$2,010.54	\$0.00	\$2,010.54
02-14-101-023	1	223		SFD	1	\$2,010.54	\$0.00	\$2,010.54
02-14-101-024	1	226		SFD	1	\$2,010.54	\$0.00	\$2,010.54
02-14-101-025	1	227		SFD	1	\$2,010.54	\$0.00	\$2,010.54
02-14-101-026	1	228		SFD	1	\$2,010.54	\$0.00	\$2,010.54
02-14-102-001	1	254		SFD	1	\$2,010.54	\$0.00	\$2,010.54

Village of Antioch
Special Service Area Number One
(Deercrest/Neuhaven)
Levy Year 2012 / Collection Year 2013

2012 Special Tax Levy

<u>PIN</u>	<u>Phase</u>	<u>Lot</u>	<u>Unit</u>	<u>Land Use</u>	<u># of Units</u>	<u>Original Amount Levied</u>	<u>Amount to be Abated</u>	<u>Amount to be Collected/ Levied</u>
02-14-102-002	1	255		SFD	1	\$2,010.54	\$0.00	\$2,010.54
02-14-102-003	1	256		SFD	1	\$2,010.54	\$0.00	\$2,010.54
02-14-102-004	1	257		SFD	1	\$2,010.54	\$0.00	\$2,010.54
02-14-102-006	1	250		SFD	1	\$2,010.54	\$0.00	\$2,010.54
02-14-102-007	1	249		SFD	1	\$2,010.54	\$0.00	\$2,010.54
02-14-102-008	1	248		SFD	1	\$2,010.54	\$0.00	\$2,010.54
02-14-102-009	1	247		SFD	1	\$2,010.54	\$0.00	\$2,010.54
02-14-102-010	1	246		SFD	1	\$2,010.54	\$0.00	\$2,010.54
02-14-102-011	1	245		SFD	1	\$2,010.54	\$0.00	\$2,010.54
02-14-102-012	1	244		SFD	1	\$2,010.54	\$0.00	\$2,010.54
02-14-103-001	1	185		SFD	1	\$2,010.54	\$0.00	\$2,010.54
02-14-103-002	1	186		SFD	1	\$2,010.54	\$0.00	\$2,010.54
02-14-103-003	1	187		SFD	1	\$2,010.54	\$0.00	\$2,010.54
02-14-103-004	1	188		SFD	1	\$2,010.54	\$0.00	\$2,010.54
02-14-103-005	1	189		SFD	1	\$2,010.54	\$0.00	\$2,010.54
02-14-103-006	1	190		SFD	1	\$2,010.54	\$0.00	\$2,010.54
02-14-103-007	1	191		SFD	1	\$2,010.54	\$0.00	\$2,010.54
02-14-103-008	1	192		SFD	1	\$2,010.54	\$0.00	\$2,010.54
02-14-103-009	1	193		SFD	1	\$2,010.54	\$0.00	\$2,010.54
02-14-103-010	1	194		SFD	1	\$2,010.54	\$0.00	\$2,010.54
02-14-104-001	1	73		SFD	1	\$2,010.54	\$0.00	\$2,010.54
02-14-104-002	1	72		SFD	1	\$2,010.54	\$0.00	\$2,010.54
02-14-104-003	1	71		SFD	1	\$2,010.54	\$0.00	\$2,010.54
02-14-104-004	1	70		SFD	1	\$2,010.54	\$0.00	\$2,010.54
02-14-104-005	1	69		SFD	1	\$2,010.54	\$0.00	\$2,010.54
02-14-104-006	1	68		SFD	1	\$2,010.54	\$0.00	\$2,010.54
02-14-104-007	1	67		SFD	1	\$2,010.54	\$0.00	\$2,010.54
02-14-104-008	1	66		SFD	1	\$2,010.54	\$0.00	\$2,010.54
02-14-104-009	1	62		SFD	1	\$2,010.54	\$0.00	\$2,010.54
02-14-104-010	1	63		SFD	1	\$2,010.54	\$0.00	\$2,010.54
02-14-104-011	1	64		SFD	1	\$2,010.54	\$0.00	\$2,010.54
02-14-104-012	1	65		SFD	1	\$2,010.54	\$0.00	\$2,010.54
02-14-104-014	1	56		SFD	1	\$2,010.54	\$0.00	\$2,010.54
02-14-104-015	1	55		SFD	1	\$2,010.54	\$0.00	\$2,010.54
02-14-104-016	1	54		SFD	1	\$2,010.54	\$0.00	\$2,010.54
02-14-104-017	1	57		SFD	1	\$2,010.54	\$0.00	\$2,010.54
02-14-104-018	1	58		SFD	1	\$2,010.54	\$0.00	\$2,010.54
02-14-104-019	1	59		SFD	1	\$2,010.54	\$0.00	\$2,010.54
02-14-104-020	1	60		SFD	1	\$2,010.54	\$0.00	\$2,010.54
02-14-104-021	1	61		SFD	1	\$2,010.54	\$0.00	\$2,010.54
02-14-104-022	1	37		SFD	1	\$2,010.54	\$0.00	\$2,010.54
02-14-104-023	1	38		SFD	1	\$2,010.54	\$0.00	\$2,010.54
02-14-104-024	1	39		SFD	1	\$2,010.54	\$0.00	\$2,010.54
02-14-104-025	1	40		SFD	1	\$2,010.54	\$0.00	\$2,010.54
02-14-104-026	1	41		SFD	1	\$2,010.54	\$0.00	\$2,010.54
02-14-104-027	1	42		SFD	1	\$2,010.54	\$0.00	\$2,010.54
02-14-104-028	1	43		SFD	1	\$2,010.54	\$0.00	\$2,010.54
02-14-104-029	1	53		SFD	1	\$2,010.54	\$0.00	\$2,010.54
02-14-104-030	1	52		SFD	1	\$2,010.54	\$0.00	\$2,010.54

**Village of Antioch
Special Service Area Number One
(Deercrest/Neuhaven)
Levy Year 2012 / Collection Year 2013**

2012 Special Tax Levy

<u>PIN</u>	<u>Phase</u>	<u>Lot</u>	<u>Unit</u>	<u>Land Use</u>	<u># of Units</u>	<u>Original Amount Levied</u>	<u>Amount to be Abated</u>	<u>Amount to be Collected/ Levied</u>
02-14-104-031	1	51		SFD	1	\$2,010.54	\$0.00	\$2,010.54
02-14-104-032	1	50		SFD	1	\$2,010.54	\$0.00	\$2,010.54
02-14-104-033	1	49		SFD	1	\$2,010.54	\$0.00	\$2,010.54
02-14-104-034	1	48		SFD	1	\$2,010.54	\$0.00	\$2,010.54
02-14-104-035	1	47		SFD	1	\$2,010.54	\$0.00	\$2,010.54
02-14-104-036	1	46		SFD	1	\$2,010.54	\$0.00	\$2,010.54
02-14-104-037	1	45		SFD	1	\$2,010.54	\$0.00	\$2,010.54
02-14-104-038	1	44		SFD	1	\$2,010.54	\$0.00	\$2,010.54
02-14-104-040	1	32		SFD	1	\$2,010.54	\$0.00	\$2,010.54
02-14-104-041	1	33		SFD	1	\$2,010.54	\$0.00	\$2,010.54
02-14-104-042	1	34		SFD	1	\$2,010.54	\$0.00	\$2,010.54
02-14-104-043	1	35		SFD	1	\$2,010.54	\$0.00	\$2,010.54
02-14-104-044	1	36		SFD	1	\$2,010.54	\$0.00	\$2,010.54
02-14-104-045	1	27		SFD	1	\$2,010.54	\$0.00	\$2,010.54
02-14-104-046	1	28		SFD	1	\$2,010.54	\$0.00	\$2,010.54
02-14-104-047	1	29		SFD	1	\$2,010.54	\$0.00	\$2,010.54
02-14-104-048	1	30		SFD	1	\$2,010.54	\$0.00	\$2,010.54
02-14-104-049	1	31		SFD	1	\$2,010.54	\$0.00	\$2,010.54
02-14-104-051	1	26		SFD	1	\$2,010.54	\$0.00	\$2,010.54
02-14-104-052	1	25		SFD	1	\$2,010.54	\$0.00	\$2,010.54
02-14-104-053	1	24		SFD	1	\$2,010.54	\$0.00	\$2,010.54
02-14-104-054	1	23		SFD	1	\$2,010.54	\$0.00	\$2,010.54
02-14-104-055	1	22		SFD	1	\$2,010.54	\$0.00	\$2,010.54
02-14-104-056	1	21		SFD	1	\$2,010.54	\$0.00	\$2,010.54
02-14-104-057	1	20		SFD	1	\$2,010.54	\$0.00	\$2,010.54
02-14-104-058	1	19		SFD	1	\$2,010.54	\$0.00	\$2,010.54
02-14-104-059	1	18		SFD	1	\$2,010.54	\$0.00	\$2,010.54
02-14-104-060	1	17		SFD	1	\$2,010.54	\$0.00	\$2,010.54
02-14-104-061	1	16		SFD	1	\$2,010.54	\$0.00	\$2,010.54
02-14-104-062	1	15		SFD	1	\$2,010.54	\$0.00	\$2,010.54
02-14-104-063	1	14		SFD	1	\$2,010.54	\$0.00	\$2,010.54
02-14-104-065	1	2		SFD	1	\$2,010.54	\$0.00	\$2,010.54
02-14-104-066	1	3		SFD	1	\$2,010.54	\$0.00	\$2,010.54
02-14-104-067	1	4		SFD	1	\$2,010.54	\$0.00	\$2,010.54
02-14-104-068	1	5		SFD	1	\$2,010.54	\$0.00	\$2,010.54
02-14-104-069	1	6		SFD	1	\$2,010.54	\$0.00	\$2,010.54
02-14-104-070	1	7		SFD	1	\$2,010.54	\$0.00	\$2,010.54
02-14-104-071	1	8		SFD	1	\$2,010.54	\$0.00	\$2,010.54
02-14-104-072	1	9		SFD	1	\$2,010.54	\$0.00	\$2,010.54
02-14-104-073	1	10		SFD	1	\$2,010.54	\$0.00	\$2,010.54
02-14-104-074	1	11		SFD	1	\$2,010.54	\$0.00	\$2,010.54
02-14-104-075	1	12		SFD	1	\$2,010.54	\$0.00	\$2,010.54
02-14-104-076	1	13		SFD	1	\$2,010.54	\$0.00	\$2,010.54
02-14-104-078	1	1		SFD	1	\$2,010.54	\$0.00	\$2,010.54
02-14-108-003	2	363		SFD	1	\$2,010.55	\$0.00	\$2,010.55
02-14-108-004	2	362		SFD	1	\$2,010.55	\$0.00	\$2,010.55
02-14-108-005	2	361		SFD	1	\$2,010.55	\$0.00	\$2,010.55
02-14-108-006	2	360		SFD	1	\$2,010.55	\$0.00	\$2,010.55
02-14-108-007	2	359		SFD	1	\$2,010.55	\$0.00	\$2,010.55

Village of Antioch
Special Service Area Number One
(Deercrest/Neuhaven)
Levy Year 2012 / Collection Year 2013

2012 Special Tax Levy

<u>PIN</u>	<u>Phase</u>	<u>Lot</u>	<u>Unit</u>	<u>Land Use</u>	<u># of Units</u>	<u>Original Amount Levied</u>	<u>Amount to be Abated</u>	<u>Amount to be Collected/ Levied</u>
02-14-108-008	2	358		SFD	1	\$2,010.55	\$0.00	\$2,010.55
02-14-108-009	2	357		SFD	1	\$2,010.55	\$0.00	\$2,010.55
02-14-108-010	2	356		SFD	1	\$2,010.55	\$0.00	\$2,010.55
02-14-108-011	2	355		SFD	1	\$2,010.55	\$0.00	\$2,010.55
02-14-108-012	2	354		SFD	1	\$2,010.55	\$0.00	\$2,010.55
02-14-108-013	2	353		SFD	1	\$2,010.55	\$0.00	\$2,010.55
02-14-108-014	2	352		SFD	1	\$2,010.55	\$0.00	\$2,010.55
02-14-108-015	2	364		SFD	1	\$2,010.55	\$0.00	\$2,010.55
02-14-108-016	2	365		SFD	1	\$2,010.55	\$0.00	\$2,010.55
02-14-108-017	2	366		SFD	1	\$2,010.55	\$0.00	\$2,010.55
02-14-108-018	2	367		SFD	1	\$2,010.55	\$0.00	\$2,010.55
02-14-108-019	2	368		SFD	1	\$2,010.55	\$0.00	\$2,010.55
02-14-108-020	2	369		SFD	1	\$2,010.55	\$0.00	\$2,010.55
02-14-108-021	2	370		SFD	1	\$2,010.55	\$0.00	\$2,010.55
02-14-108-022	2	371		SFD	1	\$2,010.55	\$0.00	\$2,010.55
02-14-108-024	2	372		SFD	1	\$2,010.55	\$0.00	\$2,010.55
02-14-108-025	2	373		SFD	1	\$2,010.55	\$0.00	\$2,010.55
02-14-108-026	2	374		SFD	1	\$2,010.55	\$0.00	\$2,010.55
02-14-108-027	2	379		SFD	1	\$2,010.55	\$0.00	\$2,010.55
02-14-108-028	2	378		SFD	1	\$2,010.55	\$0.00	\$2,010.55
02-14-108-029	2	377		SFD	1	\$2,010.55	\$0.00	\$2,010.55
02-14-108-030	2	376		SFD	1	\$2,010.55	\$0.00	\$2,010.55
02-14-108-031	2	375		SFD	1	\$2,010.55	\$0.00	\$2,010.55
02-14-108-032	3	336		SFD	1	\$2,010.55	\$0.00	\$2,010.55
02-14-108-033	3	335		SFD	1	\$2,010.55	\$0.00	\$2,010.55
02-14-108-034	3	334		SFD	1	\$2,010.55	\$0.00	\$2,010.55
02-14-108-035	3	333		SFD	1	\$2,010.55	\$0.00	\$2,010.55
02-14-108-036	3	332		SFD	1	\$2,010.55	\$0.00	\$2,010.55
02-14-108-037	3	331		SFD	1	\$2,010.55	\$0.00	\$2,010.55
02-14-108-038	3	330		SFD	1	\$2,010.55	\$0.00	\$2,010.55
02-14-108-039	3	337		SFD	1	\$2,010.55	\$0.00	\$2,010.55
02-14-108-040	3	338		SFD	1	\$2,010.55	\$0.00	\$2,010.55
02-14-108-041	3	339		SFD	1	\$2,010.55	\$0.00	\$2,010.55
02-14-108-042	3	340		SFD	1	\$2,010.55	\$0.00	\$2,010.55
02-14-108-043	3	341		SFD	1	\$2,010.55	\$0.00	\$2,010.55
02-14-108-044	3	342		SFD	1	\$2,010.55	\$0.00	\$2,010.55
02-14-108-045	3	347		SFD	1	\$2,010.55	\$0.00	\$2,010.55
02-14-108-046	3	348		SFD	1	\$2,010.55	\$0.00	\$2,010.55
02-14-108-047	3	349		SFD	1	\$2,010.55	\$0.00	\$2,010.55
02-14-108-048	3	350		SFD	1	\$2,010.55	\$0.00	\$2,010.55
02-14-108-049	3	351		SFD	1	\$2,010.55	\$0.00	\$2,010.55
02-14-108-050	3	346		SFD	1	\$2,010.55	\$0.00	\$2,010.55
02-14-108-051	3	345		SFD	1	\$2,010.55	\$0.00	\$2,010.55
02-14-108-052	3	343		SFD	1	\$2,010.55	\$0.00	\$2,010.55
02-14-108-053	3	344		SFD	1	\$2,010.55	\$0.00	\$2,010.55
02-14-109-001	2	314		SFD	1	\$2,010.55	\$0.00	\$2,010.55
02-14-109-002	2	313		SFD	1	\$2,010.55	\$0.00	\$2,010.55
02-14-109-003	2	315		SFD	1	\$2,010.55	\$0.00	\$2,010.55
02-14-109-004	2	316		SFD	1	\$2,010.55	\$0.00	\$2,010.55

Village of Antioch
Special Service Area Number One
(Deercreek/Norhaven)
Levy Year 2012 / Collection Year 2013

2012 Special Tax Levy

<u>PIN</u>	<u>Phase</u>	<u>Lot</u>	<u>Unit</u>	<u>Land Use</u>	<u># of Units</u>	<u>Original Amount Levied</u>	<u>Amount to be Abated</u>	<u>Amount to be Collected/ Levied</u>
02-14-109-005	2	317		SFD	1	\$2,010.55	\$0.00	\$2,010.55
02-14-109-006	2	318		SFD	1	\$2,010.55	\$0.00	\$2,010.55
02-14-109-007	2	321		SFD	1	\$2,010.55	\$0.00	\$2,010.55
02-14-109-008	2	320		SFD	1	\$2,010.55	\$0.00	\$2,010.55
02-14-109-009	2	319		SFD	1	\$2,010.55	\$0.00	\$2,010.55
02-14-109-010	2	322		SFD	1	\$2,010.55	\$0.00	\$2,010.55
02-14-109-011	2	323		SFD	1	\$2,010.55	\$0.00	\$2,010.55
02-14-109-012	2	324		SFD	1	\$2,010.55	\$0.00	\$2,010.55
02-14-109-013	2	325		SFD	1	\$2,010.55	\$0.00	\$2,010.55
02-14-109-014	2	326		SFD	1	\$2,010.55	\$0.00	\$2,010.55
02-14-109-015	2	327		SFD	1	\$2,010.55	\$0.00	\$2,010.55
02-14-109-016	2	328		SFD	1	\$2,010.55	\$0.00	\$2,010.55
02-14-109-017	2	329		SFD	1	\$2,010.55	\$0.00	\$2,010.55
Subtotal					377	\$757,976.16	\$0.00	\$757,976.16

Townhome Property

02-14-101-081	1	462		THM	1	\$1,403.90	\$0.00	\$1,403.90
02-14-101-082	1	463		THM	1	\$1,403.90	\$0.00	\$1,403.90
02-14-101-083	1	464		THM	1	\$1,403.90	\$0.00	\$1,403.90
02-14-101-084	1	465		THM	1	\$1,403.90	\$0.00	\$1,403.90
02-14-101-085	1	466		THM	1	\$1,403.90	\$0.00	\$1,403.90
02-14-101-086	1	467		THM	1	\$1,403.90	\$0.00	\$1,403.90
02-14-101-087	1	468		THM	1	\$1,403.90	\$0.00	\$1,403.90
02-14-101-088	1	469		THM	1	\$1,403.90	\$0.00	\$1,403.90
02-14-101-089	1	470		THM	1	\$1,403.90	\$0.00	\$1,403.90
02-14-101-090	1	471		THM	1	\$1,403.90	\$0.00	\$1,403.90
02-14-101-091	1	472		THM	1	\$1,403.90	\$0.00	\$1,403.90
02-14-101-092	1	473		THM	1	\$1,403.90	\$0.00	\$1,403.90
02-14-101-093	1	474		THM	1	\$1,403.90	\$0.00	\$1,403.90
02-14-101-094	1	475		THM	1	\$1,403.90	\$0.00	\$1,403.90
02-14-101-095	1	476		THM	1	\$1,403.90	\$0.00	\$1,403.90
02-14-101-096	1	477		THM	1	\$1,403.90	\$0.00	\$1,403.90
02-14-101-097	1	478		THM	1	\$1,403.90	\$0.00	\$1,403.90
02-14-101-098	1	479		THM	1	\$1,403.90	\$0.00	\$1,403.90
02-14-101-099	1	480		THM	1	\$1,403.90	\$0.00	\$1,403.90
02-14-101-100	1	481		THM	1	\$1,403.90	\$0.00	\$1,403.90
02-14-101-101	1	484		THM	1	\$1,403.90	\$0.00	\$1,403.90
02-14-101-102	1	485		THM	1	\$1,403.91	\$0.00	\$1,403.91
02-14-101-103	1	483		THM	1	\$1,403.90	\$0.00	\$1,403.90
02-14-101-104	1	482		THM	1	\$1,403.90	\$0.00	\$1,403.90
02-14-101-105	1	486		THM	1	\$1,403.91	\$0.00	\$1,403.91
02-14-101-106	1	487		THM	1	\$1,403.91	\$0.00	\$1,403.91
02-14-101-107	1	488		THM	1	\$1,403.91	\$0.00	\$1,403.91
02-14-101-108	1	489		THM	1	\$1,403.91	\$0.00	\$1,403.91
02-14-101-109	1	490		THM	1	\$1,403.91	\$0.00	\$1,403.91
02-14-101-110	1	491		THM	1	\$1,403.91	\$0.00	\$1,403.91
02-14-101-111	1	492		THM	1	\$1,403.91	\$0.00	\$1,403.91
02-14-101-112	1	493		THM	1	\$1,403.91	\$0.00	\$1,403.91
02-14-101-113	1	494		THM	1	\$1,403.91	\$0.00	\$1,403.91

Village of Antioch
Special Service Area Number One
(Deercreek/Neuhaven)
Levy Year 2012 / Collection Year 2013

2012 Special Tax Levy

<u>PIN</u>	<u>Phase</u>	<u>Lot</u>	<u>Unit</u>	<u>Land Use</u>	<u># of Units</u>	<u>Original Amount Levied</u>	<u>Amount to be Abated</u>	<u>Amount to be Collected/ Levied</u>
02-14-101-114	1	495		THM	1	\$1,403.91	\$0.00	\$1,403.91
02-14-101-115	1	461		THM	1	\$1,403.90	\$0.00	\$1,403.90
02-14-101-116	1	460		THM	1	\$1,403.90	\$0.00	\$1,403.90
02-14-101-117	1	459		THM	1	\$1,403.90	\$0.00	\$1,403.90
02-14-101-118	1	458		THM	1	\$1,403.90	\$0.00	\$1,403.90
02-14-101-119	1	450		THM	1	\$1,403.90	\$0.00	\$1,403.90
02-14-101-120	1	451		THM	1	\$1,403.90	\$0.00	\$1,403.90
02-14-101-121	1	452		THM	1	\$1,403.90	\$0.00	\$1,403.90
02-14-101-122	1	453		THM	1	\$1,403.90	\$0.00	\$1,403.90
02-14-101-123	1	454		THM	1	\$1,403.90	\$0.00	\$1,403.90
02-14-101-124	1	455		THM	1	\$1,403.90	\$0.00	\$1,403.90
02-14-101-125	1	456		THM	1	\$1,403.90	\$0.00	\$1,403.90
02-14-101-126	1	457		THM	1	\$1,403.90	\$0.00	\$1,403.90
02-14-101-127	1	449		THM	1	\$1,403.90	\$0.00	\$1,403.90
02-14-101-128	1	448		THM	1	\$1,403.90	\$0.00	\$1,403.90
02-14-101-129	1	447		THM	1	\$1,403.90	\$0.00	\$1,403.90
02-14-101-130	1	446		THM	1	\$1,403.90	\$0.00	\$1,403.90
02-14-101-131	1	445		THM	1	\$1,403.90	\$0.00	\$1,403.90
02-14-101-132	1	444		THM	1	\$1,403.90	\$0.00	\$1,403.90
02-14-101-133	2	392		THM	1	\$1,403.91	\$0.00	\$1,403.91
02-14-101-134	2	393		THM	1	\$1,403.91	\$0.00	\$1,403.91
02-14-101-135	2	394		THM	1	\$1,403.91	\$0.00	\$1,403.91
02-14-101-136	2	395		THM	1	\$1,403.91	\$0.00	\$1,403.91
02-14-101-137	2	396		THM	1	\$1,403.91	\$0.00	\$1,403.91
02-14-101-138	2	397		THM	1	\$1,403.91	\$0.00	\$1,403.91
02-14-101-139	2	398		THM	1	\$1,403.91	\$0.00	\$1,403.91
02-14-101-140	2	399		THM	1	\$1,403.91	\$0.00	\$1,403.91
02-14-101-141	2	400		THM	1	\$1,403.91	\$0.00	\$1,403.91
02-14-101-142	2	401		THM	1	\$1,403.91	\$0.00	\$1,403.91
02-14-101-143	2	402		THM	1	\$1,403.91	\$0.00	\$1,403.91
02-14-101-144	2	403		THM	1	\$1,403.91	\$0.00	\$1,403.91
02-14-101-145	2	404		THM	1	\$1,403.91	\$0.00	\$1,403.91
02-14-101-146	2	405		THM	1	\$1,403.91	\$0.00	\$1,403.91
02-14-101-147	2	413		THM	1	\$1,403.91	\$0.00	\$1,403.91
02-14-101-148	2	412		THM	1	\$1,403.91	\$0.00	\$1,403.91
02-14-101-149	2	414		THM	1	\$1,403.91	\$0.00	\$1,403.91
02-14-101-150	2	415		THM	1	\$1,403.91	\$0.00	\$1,403.91
02-14-101-151	2	416		THM	1	\$1,403.91	\$0.00	\$1,403.91
02-14-101-152	2	417		THM	1	\$1,403.91	\$0.00	\$1,403.91
02-14-101-153	2	418		THM	1	\$1,403.91	\$0.00	\$1,403.91
02-14-101-154	2	419		THM	1	\$1,403.91	\$0.00	\$1,403.91
02-14-101-155	2	420		THM	1	\$1,403.91	\$0.00	\$1,403.91
02-14-101-156	2	421		THM	1	\$1,403.91	\$0.00	\$1,403.91
02-14-101-157	2	422		THM	1	\$1,403.91	\$0.00	\$1,403.91
02-14-101-158	2	423		THM	1	\$1,403.91	\$0.00	\$1,403.91
02-14-101-159	2	411		THM	1	\$1,403.91	\$0.00	\$1,403.91
02-14-101-160	2	410		THM	1	\$1,403.91	\$0.00	\$1,403.91
02-14-101-161	2	409		THM	1	\$1,403.91	\$0.00	\$1,403.91
02-14-101-162	2	408		THM	1	\$1,403.91	\$0.00	\$1,403.91

Village of Antioch
Special Service Area Number One
(Deercreek/Neuhaven)
Levy Year 2012 / Collection Year 2013

2012 Special Tax Levy

<u>PIN</u>	<u>Phase</u>	<u>Lot</u>	<u>Unit</u>	<u>Land Use</u>	<u># of Units</u>	<u>Original Amount Levied</u>	<u>Amount to be Abated</u>	<u>Amount to be Collected/ Levied</u>
02-14-101-163	2	407		THM	1	\$1,403.91	\$0.00	\$1,403.91
02-14-101-164	2	406		THM	1	\$1,403.91	\$0.00	\$1,403.91
02-14-101-165	2	429		THM	1	\$1,403.91	\$0.00	\$1,403.91
02-14-101-166	2	428		THM	1	\$1,403.91	\$0.00	\$1,403.91
02-14-101-167	2	427		THM	1	\$1,403.91	\$0.00	\$1,403.91
02-14-101-168	2	426		THM	1	\$1,403.91	\$0.00	\$1,403.91
02-14-101-169	2	425		THM	1	\$1,403.91	\$0.00	\$1,403.91
02-14-101-170	2	424		THM	1	\$1,403.91	\$0.00	\$1,403.91
02-14-101-172	3	380		THM	1	\$1,403.91	\$0.00	\$1,403.91
02-14-101-173	3	381		THM	1	\$1,403.91	\$0.00	\$1,403.91
02-14-101-174	3	382		THM	1	\$1,403.91	\$0.00	\$1,403.91
02-14-101-175	3	383		THM	1	\$1,403.91	\$0.00	\$1,403.91
02-14-101-176	3	384		THM	1	\$1,403.91	\$0.00	\$1,403.91
02-14-101-177	3	385		THM	1	\$1,403.91	\$0.00	\$1,403.91
02-14-101-178	3	386		THM	1	\$1,403.91	\$0.00	\$1,403.91
02-14-101-179	3	387		THM	1	\$1,403.91	\$0.00	\$1,403.91
02-14-101-180	3	388		THM	1	\$1,403.91	\$0.00	\$1,403.91
02-14-101-181	3	389		THM	1	\$1,403.91	\$0.00	\$1,403.91
02-14-101-182	3	390		THM	1	\$1,403.91	\$0.00	\$1,403.91
02-14-101-183	3	391		THM	1	\$1,403.91	\$0.00	\$1,403.91
02-14-110-002	3	443		THM	1	\$1,403.91	\$0.00	\$1,403.91
02-14-110-003	3	442		THM	1	\$1,403.91	\$0.00	\$1,403.91
02-14-110-004	3	441		THM	1	\$1,403.91	\$0.00	\$1,403.91
02-14-110-005	3	440		THM	1	\$1,403.91	\$0.00	\$1,403.91
02-14-110-006	3	439		THM	1	\$1,403.91	\$0.00	\$1,403.91
02-14-110-007	3	438		THM	1	\$1,403.91	\$0.00	\$1,403.91
02-14-110-008	3	437		THM	1	\$1,403.91	\$0.00	\$1,403.91
02-14-110-009	3	436		THM	1	\$1,403.91	\$0.00	\$1,403.91
02-14-110-010	3	435		THM	1	\$1,403.91	\$0.00	\$1,403.91
02-14-110-011	3	434		THM	1	\$1,403.91	\$0.00	\$1,403.91
02-14-110-012	3	433		THM	1	\$1,403.91	\$0.00	\$1,403.91
02-14-110-013	3	432		THM	1	\$1,403.91	\$0.00	\$1,403.91
02-14-110-014	3	431		THM	1	\$1,403.91	\$0.00	\$1,403.91
02-14-110-015	3	430		THM	1	\$1,403.91	\$0.00	\$1,403.91
Subtotal					116	\$162,853.15	\$0.00	\$162,853.15
GRAND TOTALS					495	\$924,850.41	\$4,021.10	\$920,829.31
					(# of units)	(maximum taxes)	(taxes abated)	(taxes levied)

C:\work\Antioch\ssa1 tax roll 12.rpt
11/24/12

VILLAGE OF ANTIOCH

12-12-34

**AN ORDINANCE FOR VILLAGE OF ANTIOCH, ILLINOIS
SPECIAL SERVICE AREA NUMBER ONE APPROVING ADMINISTRATIVE
REPORT AND AMENDED SPECIAL TAX ROLL FOR LEVY YEAR 2012
AND ABATING SPECIAL SERVICE AREA TAXES**

ADOPTED BY THE PRESIDENT AND BOARD OF TRUSTEES

OF THE

VILLAGE OF ANTIOCH, ILLINOIS

ON

December 17, 2012


Image# 04955580090 Type: 68A
Recorded: 12/20/2012 at 03:03:28 PM
Receipt#: 2012-00083621
Page 1 of 90
Fees: \$629.00
IL Rental Housing Fund: \$0.00
Lake County IL Recorder
Mary Ellen Vanderventer Recorder
File **6937867**

Published in pamphlet form by authority of the Village Board
of the Village of Antioch, Lake County, Illinois,
this 20 day of December, 2012.

LAWRENCE M. HANSON

President

DENNIS B. CROSBY

Trustee

LORI K. FOLBRICK

Clerk

MARY C. DOMINIAK

Trustee

ROBERT J. LONG

Attorney

JAY JOZWIAK

Trustee

SCOTT A. PIERCE

Trustee

TED P. POULOS

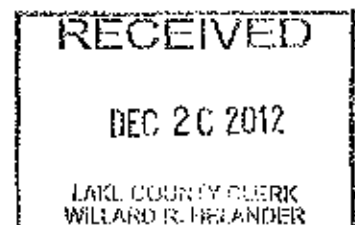
Trustee

GEORGE C. SAKAS

Trustee

VILLAGE OF ANTIOCH
874 MAIN ST
ANTIOCH, IL 60002

Mail 30.





Lake County

Tax Extension Department Filing Receipt

Receipt #: 3335

Filing Date: 12/20/2012

SSA_ANT01

ANTIOCH SSA #1

874 Main St

Antioch, IL 60002

Ms. James Keim

Administrator

847-395-1000

Fax: 847-395-1920

jkeim@antioch.il.gov

www.antioch.il.gov

Special Service Area:

New SSA

☐

Abatement

☒

NonAV

☐

Certification by Secretary/Clerk

☒

Referendum

No Referendum accepted by Tax Extension Department at any time.

Notes:

Includes Special Tax Role

All items require original signatures.

Seal

Willard R. Helander, Lake County Clerk

Executed by: ROBERT T PRICE

District Representative: BOB LONG

Lake County IL Recorder
Mary Ellen Vanderventer Recorder
Lake County Building
18 N County Street
Waukegan, IL 60085
Phone Number: (847)377-2575

Official Receipt: 2012-00083621
Printed on 12/20/2012 at 03:01:48 PM
By: 38 on RD960

ANTIOCH
VILLAGE OF ANTIOCH
874 MAIN ST
ANTIOCH IL 60002

Date Recorded: 12/20/2012

Instrument ID	Recorded Time	Amount
6937867	03:03:26 PM	\$629.00

SPECIAL SERVICE AREA

ANTIOCH VIL

TO:-----

\$514 CHARGED FOR ADD'L PINS

6937868

03:03:26 PM

\$767.00

SPECIAL SERVICE AREA

ANTIOCH VIL

TO:-----

\$644 CHARGED FOR ADD'L PINS

Total Due:	\$1,396.00
Amount Charged:	\$1,396.00
Change Tendered:	\$0.00

THANK YOU
MARY ELLEN VANDERVENTER
LAKE COUNTY ILLINOIS RECORDER